

Management

Portfolio advisor:

Emerging Markets Equity Team

Sub Advisor:

Manulife Asset Management (Europe) Limited



Kathryn
Langridge



Philip
Ehrmann



Talib Saifee



Bryony
Deuchars



David
Dugdale



Bhupinder
Sachdev



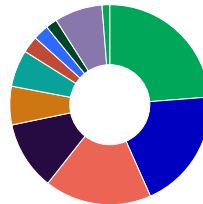
Michael P.
Evans

Top 10 Holdings (%)⁶

1. Taiwan Semiconductor Manufacturing Co. Ltd. Twse Listed Stocks	14.03
2. Samsung Electronics Co. Ltd. Samsungelectronics 1p	10.74
3. Tencent Holdings Ltd. Shs Par New Hkd 0.00002	5.42
4. SK hynix Inc. Shs	4.69
5. eMemory Technology Inc. Tpex Listed Stocks	3.69
6. MediaTek Inc. Twse Listed Stocks	3.22
7. Contemporary Amperex Technology Co. Ltd. Catl Registered Shares A 300750	2.63
8. Alibaba Group Holding Ltd. Shs	2.53
9. KEI Industries Limited New Eq Rs 2	2.42
10. NAURA Technology Group Co., Ltd. Naura Registered Shares A 002371	2.42

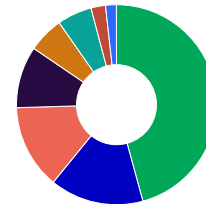
Portfolio Allocation

Geographic Allocation (%)



23.77	Taiwan
19.57	China
17.28	South Korea
11.14	India
6.21	Mexico
5.96	Brazil
2.70	Greece
2.53	Hong Kong
1.84	Indonesia
7.74	Other
1.25	Cash and Equivalents

Sector Allocation (Equities) (%)

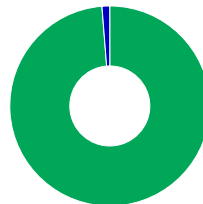


45.76	Information Technology
15.14	Financials
13.64	Industrials
9.98	Consumer Discretionary
5.79	Consumer Staples
5.59	Communication Services
2.34	Health Care
1.76	Materials

Annual Distributions⁴

Year	Income	Dividends	Capital Gains	Return of Capital	Total
2020	—	—	—	—	\$0.02
2019	\$0.12	—	—	\$0.08	\$0.20

Asset Allocation (%)



98.75	Equities
1.25	Cash and Equivalents

For more information please contact your advisor or visit manulifeim.ca

1. On May 25, 2018, Manulife Emerging Markets Class merged into the Manulife Emerging Markets Fund.
2. Following the amalgamation of Standard Life Mutual Funds Ltd. and of Manulife Asset Management Accord (2015) Inc. (formerly Standard Life Investments Inc.) with Manulife Asset Management Limited (MAML), effective July 1, 2015, MAML became the investment fund manager and the primary portfolio manager of the Standard Life Emerging Markets Dividend Fund.
3. All classes/series combined. Assets as at March 31, 2026.
4. The payment of distributions is not guaranteed and may fluctuate. If distributions paid by the fund are greater than the performance of the fund, then your original investment will shrink. Distributions should not be confused with a fund's performance, rate of return, or yield. You may also receive return of capital distributions from a fund. Please consult with your tax advisor regarding the tax implications of receiving distributions. See the fund facts as well as the prospectus for more information on a fund's distributions policy.
5. Distribution yield is calculated based on prior 12-month rolling average of paid distributions and using average month-end net asset value, per security. The distribution yield excludes any year-end capital gains distributions paid. Distribution yield should not be confused with a fund's performance or rate of return.
6. Holdings are subject to change. They are not recommendations to buy or sell any security.

Commissions, trailing commissions, management fees and expenses all may be associated with mutual fund investments. Please read the fund facts as well as the prospectus before investing. The indicated rates of return are the historical annual compounded total returns including changes in unit value and reinvestment of all distributions and do not take into account sales, redemption, distribution or optional charges or income taxes payable by any securityholder that would have reduced returns. Mutual funds are not guaranteed, their values change frequently and past performance may not be repeated. Manulife Funds are managed by Manulife Investment Management Limited (formerly named Manulife Asset Management Limited). Manulife Investment Management is a trade name of Manulife Investment Management Limited. Manulife Investments is a trade name of Manulife Investment Management Limited. Manulife, Manulife & Design, Stylized M Design, and Manulife Investments are trademarks of The Manufacturers Life Insurance Company and are used by it and by its affiliates under license.

Source for all Data: Data Front, as at March 31, 2026.