

Manulife Global Fixed Income Private Trust

Advisor Series • Performance as at February 29, 2024 • Holdings as at February 29, 2024

Overview

Overall Morningstar Rating¹



Key Facts

Management Team: Global Multi-Sector Fixed Income Team

Inception date: December 14, 2012

AUM²: \$1.62B

CIFSC category: Multi-Sector Fixed Income

Distribution frequency³: Monthly

Distribution yield⁴: 2.92%

Positions: 463

Management fee: 1.07%

MER: 1.41% (as at 2022-12-31, includes HST)

Min. investment: \$100,000 initial; \$25 PAC

Fund Status: Open

Risk: Low



Fixed Income Characteristics

Average Credit Quality ⁵	A/A-
Current Yield	4.47%
Maturity (Years)	7.22
Effective Duration	5.10
Modified Duration	5.53
Yield to Maturity	4.99%
Yield to Worst	4.95%

Fund Codes (MMF)

Series	FE	LL2	LL3	DSC	NL
Advisor	1929	—	—	—	—
Advisor - DCA	21929	—	—	—	—
F	—	—	—	—	4008
F - DCA	—	—	—	—	24008
FT6	—	—	—	—	1082
T6	1533	—	—	—	—

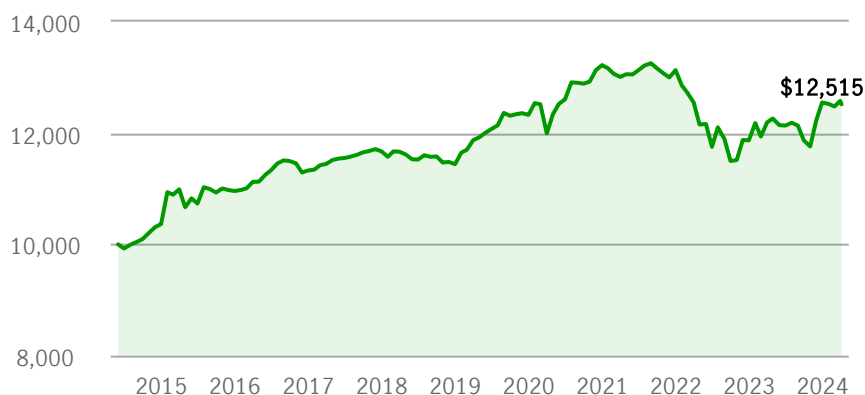
DSC/LL2/LL3 load options are available for switches only and are not available for new purchases.

Why invest?

- This global multi-sector fixed income fund can access any fixed income asset class from any area of the world. Coupled with a focused, active currency management the composition of this portfolio offers investors a unique opportunity in the space. The team focuses on the management of 4 key risks to the fixed income portfolio: Credit, Liquidity, Interest Rate and Currency.
- With discretionary portfolio managers based in Boston and Hong Kong, this global multi-sector fixed income fund is managed 24 hours a day, 6 days a week with prudent risk management as the primary focus in all investment decisions. Portfolio construction is a collaborative effort between experienced portfolio managers, research analysts and traders.
- Active currency management employs strategic positioning (intended to capture medium to long term currency trends) and tactical positioning (intended to take advantage of short-term volatility and dislocations).

Performance

Growth of \$10,000 since inception⁶



Calendar Returns (%)

2014	2015	2016	2017	2018	2019	2020	2021	2022	2023
8.61	5.72	3.37	3.02	-1.96	7.75	7.25	-0.68	-9.63	5.75

Compound Returns (%)

1 Mth	3 Mth	6 Mth	YTD	1 Yr	3 Yrs	5 Yrs	10 Yrs	15 Yrs	20 Yrs	Inception
-0.37	2.06	2.82	-0.57	4.52	-1.52	1.29	2.27	—	—	2.70

Risk Measures (5 yr.)	Standard Deviation (%)	Sortino Ratio	Sharpe Ratio	Alpha	Beta	R-Squared (%)
Fund	5.61	0.34	-0.37	1.54	1.23	23.72
Benchmark ⁷	6.50	-0.06	-0.50	—	—	—

Management

Portfolio advisor:

Global Multi-Sector Fixed Income Team

Sub Advisor:

Manulife Investment Management (US) LLC



Thomas C.
Goggins



Kisoo Park

Annual Distributions³

	Income	Dividends	Capital Gains	Return of Capital	Total
2023	—	—	—	—	\$0.28
2022	—	\$0.00	—	—	\$0.24
2021	\$0.24	\$0.00	—	—	\$0.24
2020	\$0.23	—	—	—	\$0.23
2019	\$0.26	—	—	—	\$0.26
2018	\$0.29	—	—	—	\$0.29
2017	\$0.30	—	\$0.54	—	\$0.85
2016	\$0.27	—	\$0.06	—	\$0.33

Management Fee Reduction Rates⁸

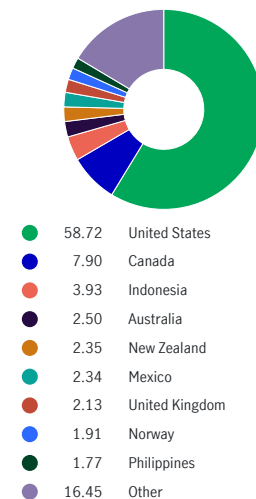
Account/Household Value Tiers	All Qualifying Investments
\$250K+ to \$499K	2.50 basis points
\$500K+ to \$999K	5.00 basis points
\$1M+ to \$4.9M	7.50 basis points
\$5M+ to \$9.9M	10.00 basis points
\$10M+	12.50 basis points

Top 10 Holdings (%)⁹

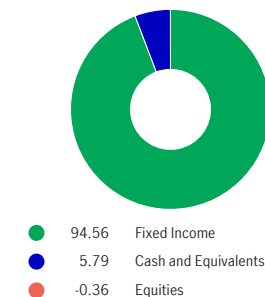
1. United States Treasury Note, 3.5%, 2/15/2033	2.19
2. United States Treasury Note, 2.88%, 5/15/2032	2.10
3. United States Treasury Note, 2.75%, 8/15/2032	2.09
4. United States Treasury Note, 1.88%, 2/15/2032	1.85
5. Federal Home Loan Mortgage Corp Participation Certificates Pool Number SD-7565, 5.5%, 9/1/2053	0.94
6. New Zealand, 3.5%, 4/14/2033	0.94
7. Korea (the Republic of), 2.38%, 3/10/2027	0.84
8. Japan, 0.01%, 12/1/2024	0.83
9. Skymiles Ip Ltd., 4.75%, 10/20/2028	0.82
10. LIFE 2022-BMR2 Mortgage Trust, 5/15/2039	0.80

Portfolio Allocation

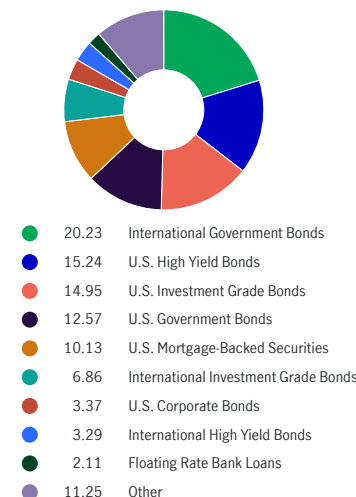
Geographic Allocation (%)



Asset Allocation (%)



Fixed Income Allocation (%)



For more information please contact your advisor or visit manulifeim.ca

1. © 2024 Morningstar, Inc. All Rights Reserved. The information contained herein: (1) is proprietary to Morningstar; (2) may not be copied or distributed; and (3) is not warranted to be accurate, complete or timely. Neither Morningstar nor its content providers are responsible for any damages or losses arising from any use of this information.
The Morningstar Rating, commonly referred to as the Star Rating, relates how a fund has performed on a risk-adjusted basis against its Morningstar category peers and is subject to change every month. Calculations are based on the funds in each Morningstar category to better measure fund manager skill. The Star Ratings as of February 29, 2024 for the Funds shown and the number of funds within their categories for each period are: Manulife Global Fixed Income Private Trust within the Canada Fund Global Fixed Income category: 1 year period, n/a stars & 259 funds, 3 year period, 3 stars & 242 funds, 5 year period, 3 stars & 213 funds, 10 year period, 4 stars & 60 funds. Funds are ranked by their Morningstar Risk-Adjusted Return scores with the top 10% of funds in a category receiving 5 stars, the top 22.5% receiving 4 stars; a fund in the middle 35% receiving 3 stars; a fund in the next 22.5% receiving 2 stars and a fund in the bottom 10% receiving 1 star. The Overall Star Rating for a fund is a weighted combination of its 3, 5 and 10 year ratings. Overall ratings are adjusted where a fund has less than 5 or 10 years of history. Please refer to www.morningstar.ca for greater detail on the calculation of the Star Ratings.
2. All classes/series combined. Assets as at March 28, 2024.
3. The payment of distributions is not guaranteed and may fluctuate. If distributions paid by the fund are greater than the performance of the fund, then your original investment will shrink. Distributions should not be confused with a fund's performance, rate of return, or yield. You may also receive return of capital distributions from a fund. Please consult with your tax advisor regarding the tax implications of receiving distributions. See the fund facts as well as the prospectus for more information on a fund's distributions policy.
4. Distribution yield is calculated based on prior 12-month rolling average of paid distributions and using average month-end net asset value, per security. The distribution yield excludes any year-end capital gains distributions paid. Distribution yield should not be confused with a fund's performance or rate of return.
5. The average credit quality (ACQ) rating may change over time. The portfolio itself has not been rated by an independent rating agency. The fund's underlying investments (except for unrated assets) are rated by designated rating organizations. The ratings generally range from AAA (highest) to D (lowest). Unrated bonds, cash and equivalents are not assigned ratings, and are not included in the ACQ. ACQ does not necessarily reflect the credit and default risks of individual holdings and its potential impact on an overall portfolio. The risk of default increases as a bond's rating decreases, so the ACQ provided is not a statistical measurement of the portfolio's default risk because a simple, weighted average does not measure the increasing level of risk from lower-rated bonds. The ACQ may be lower if cash and equivalents are excluded from the calculation. The ACQ is provided for informational purposes only. Derivative positions are not reflected in the ACQ.
6. The "Growth of \$10,000 invested" chart shows the final value of a hypothetical \$10,000 investment in securities in this class/series of the fund without any withdrawal as at the end of the investment period indicated. This compound growth chart is for illustrative purposes only and is not intended to reflect future values or returns on investment in such securities.
7. The benchmark for this fund is comprised of the Bloomberg Barclays Multiverse Total Return Index (CAD)
8. Investors with a minimum investment in Manulife mutual funds, Manulife Private Mutual Funds and Manulife Private Investment Pools ("Qualifying Investments") of \$250,000, either in a single account or in the aggregate based on the total assets of a financial group, are entitled to receive a reduction in the management fees that apply to their Funds. Such reductions are paid in the form of a distribution to investors (first out of net income and net realized capital gains of the Fund and, thereafter, as a return of capital) and in the form of a rebate to Manulife Corporate Class investors. In both cases, the reductions are automatically reinvested in additional securities of the relevant series. The amount of the distribution or rebate, as applicable, is based on the aggregate amount invested in the Qualifying Investments and begins on the first dollar invested. A financial group includes all accounts belonging to a single investor, their spouse, their respective family members residing at the same address and corporate accounts for which the investor and other members of the financial group beneficially own more than 50% of the corporation's voting equity. Rates that are listed do not include applicable (HST). A basis point (BPS) is a unit that is equal to 1/100th of 1 per cent.
9. Holdings are subject to change. They are not recommendations to buy or sell any security.

Commissions, trailing commissions, management fees and expenses all may be associated with mutual fund investments. Please read the fund facts as well as the prospectus before investing. The indicated rates of return are the historical annual compounded total returns including changes in unit value and reinvestment of all distributions and do not take into account sales, redemption, distribution or optional charges or income taxes payable by any securityholder that would have reduced returns. Mutual funds are not guaranteed, their values change frequently and past performance may not be repeated. Manulife Funds (including the Trust Pools) are managed by Manulife Investment Management Limited (formerly named Manulife Asset Management Limited). Manulife Investment Management is a trade name of Manulife Investment Management Limited. Manulife, Manulife Investment Management, the Stylized M Design, and Manulife Investment Management & Stylized M Design are trademarks of The Manufacturers Life Insurance Company and are used by it, and by its affiliates under license.

Source for all Data: Data Front, as at March 28, 2024.