

Simplify Your Practice

Manulife Climate Action Fund

Know Your Product

Simplify your practice: Manulife Investment Management Know your product (KYP) Checklist

At Manulife Investment Management, we support advisors by helping to simplify your practice and streamline your client portfolios. To ensure you are on track with 'Know your Product', we've created this simple checklist to make it easy for you to comply with the KYP rules.

The following factors are all important to consider when choosing a product for your clients, specifically a mutual fund or an ETF. This checklist will help you to simplify your practice and to ensure you align yourself with the KYP rules.

Carefully consider the following risk factors:

- Volatility metrics: Standard deviation vs. benchmark and category.
- Upside/downside capture rates.
- Confirming risk versus category.

Fund performance:

- Does the fund's historical return match your client's performance objectives.
- How does the underlying performance compare vs. the category average and other comparable funds.

Fund company best practice:

- Provide a brief summary of the reputation/track record/history of the fund company.

General features:

- Understand the underlying investments and structure.

Fee awareness:

- The product selected does not have to be the lowest cost, as long as the fees charged can be justified with all 'Know Your Product' factors.

Alternatives including Liquid Alternatives:

- Knowing and understanding the risks associated such as the use of leverage/derivatives and short selling.

For advisor use only

Manulife Investment Management is a trade name of The Manufacturers Life Insurance Company. The Manufacturers Life Insurance Company is the issuer and guarantor of contracts containing Manulife segregated funds. Manulife, Stylized M Design, and Manulife Investment Management & Design are trademarks of The Manufacturers Life Insurance Company and are used by it, and its affiliates under license.

Manulife, Stylized M Design, and Manulife Investment Management & Design are trademarks of The Manufacturers Life Insurance Company and are used by it, and its affiliates under license.



**Please be sure
to consult your
dealer for its
specific policies
on KYP.**

Manulife Climate Action Fund

Series F • Performance as at July 31, 2022 • Holdings as at May 31, 2022

Overview

Key Facts

Management Team: Fundamental Equity Team

Inception date: May 4, 2021

AUM¹: \$55.20M

CIFSC category: Global Equity

Distribution frequency²: Annual

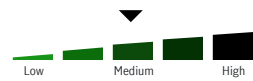
Positions: 35

Management fee: 0.72%

Min. investment: \$500 initial; \$25 PAC

Fund Status: Open

Risk: Moderate



Equity Characteristics

P/E Ratio	24.03
P/B Ratio	4.03
P/CF Ratio	14.28
ROE	27.11%
Average Market Cap	\$111.43B
Dividend Yield	1.42%

Fund Codes (MMF)

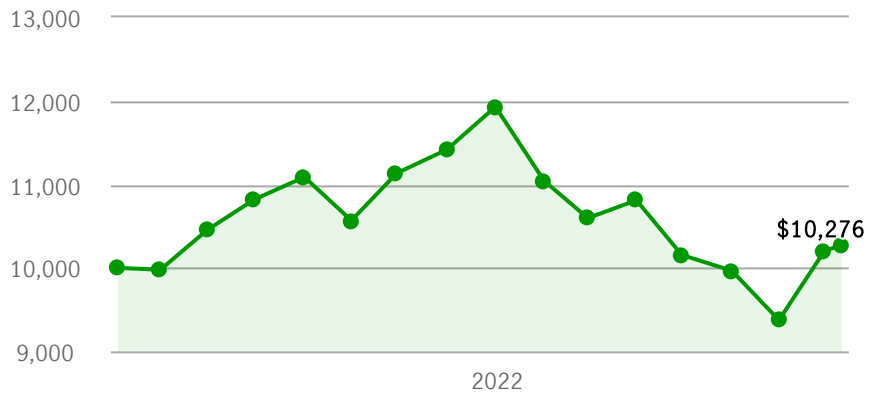
Series	FE	LL2	LL3	DSC	NL
Advisor	8562	8762	8862	8462	—
Advisor - DCA	28562	—	—	—	—
F	—	—	—	—	8662
F - DCA	—	—	—	—	28662
FT6	—	—	—	—	8062
T6	8362	8754	8854	8454	—

Why invest?

- Managed by the Manulife Fundamental Equity Team
- Seeks to provide long-term capital growth by investing in global equity securities of issuers with a strong competitive advantage who are also leaders in making positive contributions to climate change mitigation.
- The portfolio advisor uses a fundamental, bottom-up investment approach with a focus on creating a portfolio aligned with the Paris Agreement climate target to hold the global average temperature increase to well below 2°C above pre-industrial levels and pursuing efforts to limit the temperature increase to 1.5°C above pre-industrial levels.

Performance

Growth of \$10,000 since inception³



Calendar Returns (%)

Performance cannot be shown until one year after the Fund's inception.

Compound Returns (%)

1 Mth	3 Mth	6 Mth	YTD	1 Yr	3 Yrs	5 Yrs	10 Yrs	15 Yrs	20 Yrs	Inception
8.82	0.46	-7.63	-14.49	-5.72	—	—	—	—	—	1.06

Management

Portfolio advisor:

Fundamental Equity Team



Patrick Blais



Steve Belisle



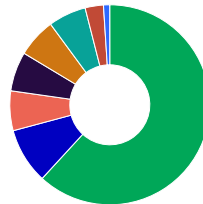
Cavan Yie

Top 10 Holdings (%)⁵

1. Microsoft Corp. Com	6.97
2. Danaher Corp. Com	4.47
3. Visa Inc. Com Cl A	4.06
4. CSX Corp. Com	3.99
5. Oracle Corp. Com	3.92
6. Aptiv PLC Ord Usd0.01	3.59
7. Adobe Inc. Com	3.55
8. Johnson Controls International PLC Shs	3.52
9. S&P Global Inc.	3.41
10. Lowe's Cos. Inc. Com	3.35

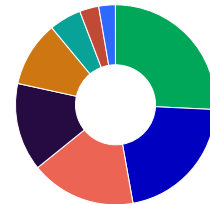
Portfolio Allocation

Geographic Allocation (%)



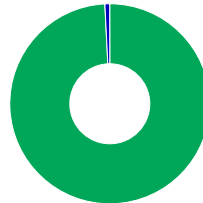
- 61.83 United States
- 9.01 Ireland
- 6.41 Netherlands
- 6.37 Canada
- 6.30 France
- 6.11 United Kingdom
- 2.96 Germany
- 1.02 Japan

Sector Allocation (Equities) (%)



- 25.76 Information Technology
- 21.45 Industrials
- 16.99 Health Care
- 14.23 Consumer Discretionary
- 10.57 Financials
- 5.20 Consumer Staples
- 3.10 Communication Services
- 2.69 Utilities

Asset Allocation (%)



- 99.21 Equities
- 0.79 Cash and Equivalents

Annual Distributions²

	Income	Dividends	Capital Gains	Return of Capital	Total
2021	\$0.00	\$0.00	\$0.04	—	\$0.04

Management Fee Reduction Rates⁴

Account/Household Value Tiers	All Qualifying Investments
\$250K+ to \$499K	2.50 basis points
\$500K+ to \$999K	5.00 basis points
\$1M+ to \$4.9M	7.50 basis points
\$5M+ to \$9.9M	10.00 basis points
\$10M+	12.50 basis points

For more information please contact your advisor or visit manulifeim.ca

1. All classes/series combined. Assets as at June 30, 2022.
2. The payment of distributions is not guaranteed and may fluctuate. If distributions paid by the fund are greater than the performance of the fund, then your original investment will shrink. Distributions should not be confused with a fund's performance, rate of return, or yield. You may also receive return of capital distributions from a fund. Please consult with your tax advisor regarding the tax implications of receiving distributions. See the fund facts as well as the prospectus for more information on a fund's distributions policy.
3. The rate of return shown is used only to illustrate the effects of the compound growth rate and is not intended to reflect future values or returns on investment.
4. Investors with a minimum investment in Manulife mutual funds, Manulife Private Mutual Funds and Manulife Private Investment Pools ("Qualifying Investments") of \$250,000, either in a single account or in the aggregate based on the total assets of a financial group, are entitled to receive a reduction in the management fees that apply to their Funds. Such reductions are paid in the form of a distribution to investors (first out of net income and net realized capital gains of the Fund and, thereafter, as a return of capital) and in the form of a rebate to Manulife Corporate Class investors. In both cases, the reductions are automatically reinvested in additional securities of the relevant series. The amount of the distribution or rebate, as applicable, is based on the aggregate amount invested in the Qualifying Investments and begins on the first dollar invested. A financial group includes all accounts belonging to a single investor, their spouse, their respective family members residing at the same address and corporate accounts for which the investor and other members of the financial group beneficially own more than 50% of the corporation's voting equity. Rates that are listed do not include applicable (HST). A basis point (BPS) is a unit that is equal to 1/100th of 1 per cent.
5. Holdings are subject to change. They are not recommendations to buy or sell any security.

Commissions, trailing commissions, management fees and expenses all may be associated with mutual fund investments. Please read the fund facts as well as the prospectus before investing. The indicated rates of return are the historical annual compounded total returns including changes in unit value and reinvestment of all distributions and do not take into account sales, redemption, distribution or optional charges or income taxes payable by any securityholder that would have reduced returns. Mutual funds are not guaranteed, their values change frequently and past performance may not be repeated. Manulife Funds are managed by Manulife Investment Management Limited (formerly named Manulife Asset Management Limited). Manulife Investment Management is a trade name of Manulife Investment Management Limited. Manulife, Manulife Investment Management, the Stylized M Design, and Manulife Investment Management & Stylized M Design are trademarks of The Manufacturers Life Insurance Company and are used by it, and by its affiliates under license.

Fund Facts

MANULIFE CLIMATE ACTION FUND

Series F

Manulife Investment Management Limited

August 2, 2022

This document contains key information you should know about Manulife Climate Action Fund (the “Fund”). You can find more details in the Fund’s Simplified Prospectus. Ask your representative for a copy, contact Manulife Investment Management Limited (the “Manager”), at 1 888 588 7999, manulifemutualfunds@manulife.com, or visit www.manulifeim.ca.

Before you invest in any fund, consider how the fund would work with your other investments and your tolerance for risk.

Quick Facts

Fund code: MMF 8662;

DCA: MMF 28662

Date series started: May 4, 2021

Total value of fund on June 7, 2022: \$58,110,335

Management expense ratio (MER): 1.09%

Fund manager: Manulife Investment Management Limited

Portfolio manager: Manulife Investment Management Limited

Distributions: Annually, if any, in December

Minimum investment: \$500 initial, \$25 subsequent

What does the fund invest in?

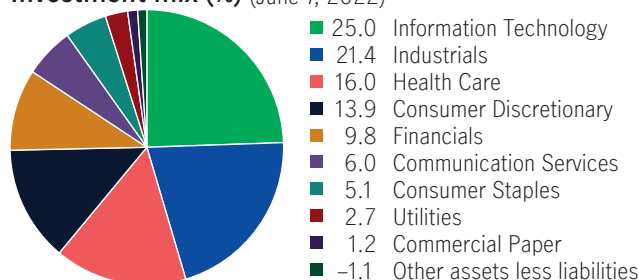
The Fund seeks to provide long-term capital growth by investing primarily in a diversified portfolio of global equity securities of issuers who are also leaders in making positive contributions to climate change mitigation.

The charts below give you a snapshot of the Fund’s investments on June 7, 2022. The Fund’s investments will change.

Top 10 investments (June 7, 2022)

1	Microsoft Corp.	6.9%
2	Danaher Corp.	4.6%
3	Visa, Inc.	4.1%
4	CSX Corp.	4.1%
5	Oracle Corp.	3.9%
6	Schneider Electric SE	3.8%
7	Aptiv PLC	3.7%
8	Adobe Systems, Inc.	3.7%
9	Johnson Controls International PLC	3.6%
10	Deutsche Boerse AG	3.4%
Total percentage of top 10 investments		41.8%
Total number of investments		36

Investment mix (%) (June 7, 2022)



How risky is it?

The value of the Fund can go down as well as up. You could lose money.

One way to gauge risk is to look at how much a fund’s returns change over time. This is called “volatility”.

In general, funds with higher volatility will have returns that change more over time. They typically have a greater chance of losing money and may have a greater chance of higher returns. Funds with lower volatility tend to have returns that change less over time. They typically have lower returns and may have a lower chance of losing money.

Risk rating

The Manager has rated the volatility of this Fund as **medium**.

This rating is based on how much the Fund’s returns have changed from year to year. It doesn’t tell you how volatile the Fund will be in the future. The rating can change over time. A fund with a low risk rating can still lose money.



For more information about the risk rating and specific risks that can affect the Fund’s returns, see “**What Are the Risks of Investing in the Fund?**” in the Fund’s Simplified Prospectus.

No guarantees

Like most mutual funds, this Fund doesn’t have any guarantees. You may not get back the amount of money you invest.

How has the fund performed?

This section tells you how the Series F securities of the Fund have performed since its inception. Returns are after expenses have been deducted. These expenses reduce the series' returns.

Year-by-year returns

Since the Series F securities of the Fund have been available for distribution for less than a full calendar year under a simplified prospectus, performance information is not available.

Best and worst 3-month returns

Since the Series F securities of the Fund have been available for distribution for less than a full calendar year under a simplified prospectus, performance information is not available.

Average return

The annual compound return of the Series F securities of the Fund was -6.0% since May 4, 2021. If you had invested \$1,000 in the Fund on May 4, 2021, on June 30, 2022 your investment would now be worth \$931.

Who is this fund for?

The Fund is suitable for investors who:

- Are seeking capital growth over the long term
- Are looking for a Global equity fund with exposure to companies that are providing environmental solutions to climate change
- Are willing to accept a medium level of investment risk
- Are investing for the medium to long term

A word about tax

In general, you'll have to pay income tax on taxable distributions made to you by the Fund and on any gains you make if you redeem your securities in the Fund. How much you pay depends on the tax laws that apply to you and whether or not you hold the Fund in a registered plan, such as a Registered Retirement Savings Plan or Tax-Free Savings Account.

Keep in mind that if you hold your fund in a non-registered account, fund distributions are included in your taxable income, whether you receive them in cash or have them reinvested.

How much does it cost?

The following tables show the fees and expenses you could pay to buy, own and sell Series F securities of the Fund. The fees and expenses - including any commissions - can vary among series of a fund and among funds. Higher commissions can influence representatives to recommend one investment over another. Ask about other funds and investments that may be suitable for you at a lower cost.

Sales charges

Series F securities of the Fund are not subject to sales charges.

Fund expenses

You don't pay these expenses directly. They affect you because they reduce the returns of the Fund. As of December 31, 2021, the Fund's expenses were 1.50% of its value. This equals \$15.00 for every \$1,000 invested.

	Annual rate (as a % of the Fund's value)
Management expense ratio (MER) – This is the total of the Fund's management fee, a fixed Administration Fee and Certain Fund Costs. The Manager waived some of the Fund's expenses. If it had not done so, the MER would have been higher.	1.09%
Trading expense ratio (TER) – These are the Fund's trading costs.	0.41%
Fund expenses	1.50%

More about the trailing commission

No trailing commission is paid in respect of the Series F securities.

Other fees

You may have to pay other fees when you buy, hold, sell or switch securities of the Fund.

Fee	What you pay
Short-term trading fee	2.0% of the value of securities you sell or switch within 7 days (for market timing) or 30 days (for excessive trading) of buying them. This fee goes to the Fund.
Switch fee	Your representative's firm may charge you up to 2.0% of the value of securities you switch to another mutual fund.
Fee-based arrangements	Series F securities are available to investors who participate in a fee-based arrangement with their representative's firm. Fees in connection with such arrangements are negotiated between you and your representative's firm.

What if I change my mind?

Under securities law in some provinces and territories, you have the right to:

- Withdraw from an agreement to buy mutual fund securities within two business days after you receive a Simplified Prospectus or Fund Facts document, or
- Cancel your purchase order within 48 hours after you receive confirmation of the purchase.

In some provinces and territories, you also have the right to cancel a purchase, or in some jurisdictions, claim damages, if the Simplified Prospectus, Fund Facts document or Financial Statements contain a misrepresentation. You must act within the time limit set by the securities law in your province or territory.

For more information, see the securities law of your province or territory or ask a lawyer.

For more information

Contact Manulife Investment Management Limited or your representative for a copy of the Fund's Simplified Prospectus and other disclosure documents. These documents and the Fund Facts make up the Fund's legal documents.

Manulife Investment Management Limited

Order Receipt Office
500 King Street North
Del Stn 500 G-B
Waterloo, Ontario N2J 4C6

1 888 588 7999
manulifemutualfunds@manulife.com
www.manulifeim.ca

To learn more about investing in mutual funds, see the brochure *Understanding mutual funds*, which is available on the website of the Canadian Securities Administrators at www.securities-administrators.ca.