

Manulife Dividend Income Plus Fund¹

Advisor Series • Performance as at April 30, 2023 • Holdings as at March 31, 2023

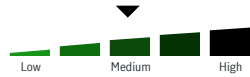
Overview

Overall Morningstar Rating²



Key Facts

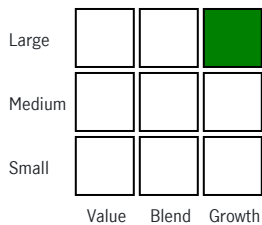
Management Team: Essential Equity Team
Inception date: August 25, 2000
Performance reset date: November 4, 2011³
AUM⁴: \$1.65B
CIFSC category: Canadian Focused Equity
Distribution frequency⁵: Monthly
Distribution yield⁶: 0.99%
Positions: 52
Management fee: 1.86%
MER: 2.30% (as at 2022-12-31, includes HST)
Min. investment: \$500 initial; \$25 PAC
Fund Status: Open
Risk: Medium



Equity Characteristics

P/E Ratio	27.57
P/B Ratio	3.27
P/CF Ratio	20.32
ROE	15.57%
Average Market Cap	\$41.53B
Dividend Yield	1.32%

Equity Style Box⁷



The fund's portfolio is biased toward large-cap growth stocks.

Fund Codes (MMF)

Series	FE	LL2	LL3	DSC	NL
Advisor	4548	4358	4748	4448	—
Advisor - DCA	24548	24358	24748	24448	—
F	—	—	—	—	4648
F - DCA	—	—	—	—	24648
FT6	—	—	—	—	1003
M	—	—	—	—	1656
T6	1503	4858	1303	1203	—

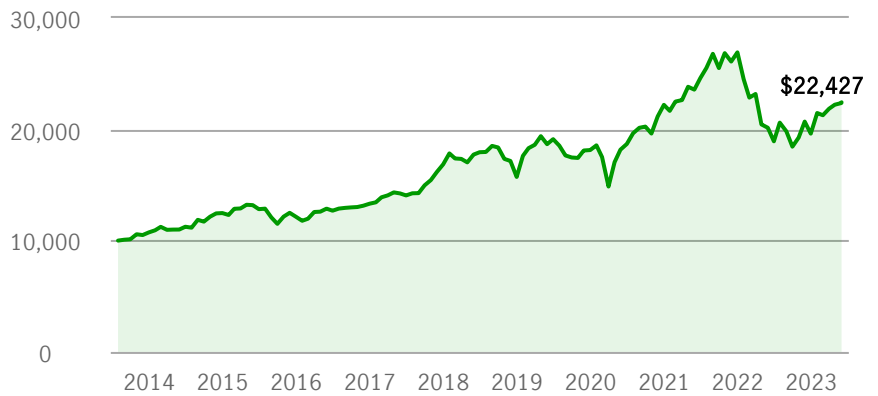
DSC/LL2/LL3 load options are available for switches only and are not available for new purchases.

Why invest?

- Managed by the Manulife Essential Equity Team.
- The team's focus is on creating a high returning conglomerate portfolio consisting of diversified businesses to ensure that revenue and earnings come from many different sources.
- Constructed using a fundamental, value based lens selecting Canadian, U.S and Global businesses.
- The portfolio managers focus on selecting businesses, which in aggregate have high and stable profitability, minimal financial leverage and are priced at an attractive valuation. The fund is ideal for clients looking for growth and a source of fixed monthly income.

Performance

Growth of \$10,000 since inception⁸



Calendar Returns (%)

2013	2014	2015	2016	2017	2018	2019	2020	2021	2022
28.66	16.14	-2.63	9.64	26.54	-6.71	15.36	22.40	21.24	-27.13

Compound Returns (%)

1 Mth	3 Mth	6 Mth	YTD	1 Yr	3 Yrs	5 Yrs	10 Yrs	15 Yrs	20 Yrs	Inception
1.63	3.46	15.29	13.24	8.63	9.22	5.45	8.88	—	—	9.30

Risk Measures (5 yr.)	Standard Deviation (%)	Sortino Ratio	Sharpe Ratio	Alpha	Beta	R-Squared (%)
Fund	19.21	0.42	0.07	-3.29	1.05	75.43
Benchmark ⁹	15.61	0.83	0.31	—	—	—

Management

Portfolio advisor:

Essential Equity Team



Prakash Chaudhari



Saurabh Moudgil



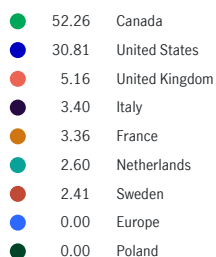
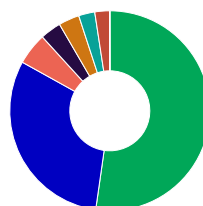
Jonathan Popper

Top 10 Holdings (%)¹¹

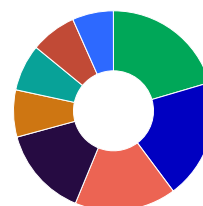
1. Constellation Software Inc. Com	4.07
2. Brookfield Corporation Vtg Shs Cl A	4.05
3. GFL Environmental Inc. Sub Vtg Shs	3.96
4. Canadian Pacific Railway Ltd. Com	3.76
5. FirstService Corporation Com	3.71
6. Microsoft Corp. Com	3.62
7. Fairfax Financial Holdings Ltd. Sub Vtg	3.50
8. ATS Automation Tooling Systems Inc. Com	3.23
9. Colliers International Group Inc. Sub Vtg Sh	3.14
10. London Stock Exchange Group PLC Shs	3.05

Portfolio Allocation

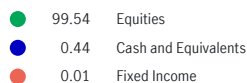
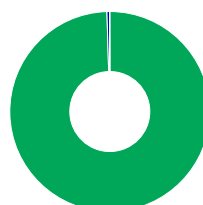
Geographic Allocation (%)



Sector Allocation (Equities) (%)



Asset Allocation (%)



Annual Distributions⁵

	Income	Dividends	Capital Gains	Return of Capital	Total
2021	—	—	\$1.23	\$0.11	\$1.34
2020	—	—	—	\$0.12	\$0.12
2019	—	—	\$0.21	\$0.11	\$0.32
2018	—	—	\$0.93	\$0.08	\$1.01
2017	—	—	\$0.65	—	\$0.65
2016	—	—	\$0.15	—	\$0.15

Management Fee Reduction Rates¹⁰

Account/Household Value Tiers	All Qualifying Investments
\$250K+ to \$499K	2.50 basis points
\$500K+ to \$999K	5.00 basis points
\$1M+ to \$4.9M	7.50 basis points
\$5M+ to \$9.9M	10.00 basis points
\$10M+	12.50 basis points

For more information please contact your advisor or visit manulifeim.ca

1. On April 6, 2018, the Manulife Canadian Focused Fund was renamed the Manulife Dividend Income Plus Fund. On November 4, 2011, the Manulife Diversified Canada Fund merged into the Manulife Canadian Focused Fund. Because the fund that was merged into the Manulife Canadian Focused Fund had a larger asset base than the Manulife Canadian Focused Fund, the performance data for the Manulife Canadian Focused Fund may not be provided for any period prior to the merger transaction.
2. © 2022 Morningstar, Inc. All Rights Reserved. The information contained herein: (1) is proprietary to Morningstar; (2) may not be copied or distributed; and (3) is not warranted to be accurate, complete or timely. Neither Morningstar nor its content providers are responsible for any damages or losses arising from any use of this information.
The Morningstar Rating, commonly referred to as the Star Rating, relates how a fund has performed on a risk-adjusted basis against its Morningstar category peers and is subject to change every month. Calculations are based on the funds in each Morningstar category to better measure fund manager skill. The Star Ratings as of April 30, 2023 for the Funds shown and the number of funds within their categories for each period are: Manulife Dividend Income Plus Fund within the Canada Fund Canadian Focused Equity category: 1 year period, n/a stars & 554 funds, 3 year period, 1 stars & 539 funds, 5 year period, 1 stars & 494 funds, 10 year period, 3 stars & 347 funds. Funds are ranked by their Morningstar Risk-Adjusted Return scores with the top 10% of funds in a category receiving 5 stars, the top 22.5% receiving 4 stars; a fund in the middle 35% receiving 3 stars; a fund in the next 22.5% receiving 2 stars and a fund in the bottom 10% receiving 1 star. The Overall Star Rating for a fund is a weighted combination of its 3, 5 and 10 year ratings. Overall ratings are adjusted where a fund has less than 5 or 10 years of history. Please refer to www.morningstar.ca for greater detail on the calculation of the Star Ratings.
3. On November 4, 2011, the Manulife Diversified Canada Fund merged into the Manulife Canadian Focused Fund. Because the fund that was merged into the Manulife Canadian Focused Fund had a larger asset base than the Manulife Canadian Focused Fund, the performance data for the Manulife Canadian Focused Fund may not be provided for any period prior to the merger transaction.
4. All classes/series combined. Assets as at May 31, 2023.
5. The payment of distributions is not guaranteed and may fluctuate. If distributions paid by the fund are greater than the performance of the fund, then your original investment will shrink. Distributions should not be confused with a fund's performance, rate of return, or yield. You may also receive return of capital distributions from a fund. Please consult with your tax advisor regarding the tax implications of receiving distributions. See the fund facts as well as the prospectus for more information on a fund's distributions policy.
6. Distribution yield is calculated based on prior 12-month rolling average of paid distributions and using average month-end net asset value, per security. The distribution yield excludes any year-end capital gains distributions paid. Distribution yield should not be confused with a fund's performance or rate of return.
7. The Equity style box information is determined by Morningstar Research Inc., an independent research firm. Morningstar information contained herein is proprietary to Morningstar and is not warranted to be accurate, complete or timely. Neither Morningstar nor its content providers are responsible for any damages or losses arising from any use of this information. © 2022 Morningstar Research Inc.
8. The "Growth of \$10,000 invested" chart shows the final value of a hypothetical \$10,000 investment in securities in this class/series of the fund without any withdrawal as at the end of the investment period indicated. This compound growth chart is for illustrative purposes only and is not intended to reflect future values or returns on investment in such securities.
9. The benchmark for this fund is comprised of the S&P/TSX Composite Total Return Index
10. Investors with a minimum investment in Manulife mutual funds, Manulife Private Mutual Funds and Manulife Private Investment Pools ("Qualifying Investments") of \$250,000, either in a single account or in the aggregate based on the total assets of a financial group, are entitled to receive a reduction in the management fees that apply to their Funds. Such reductions are paid in the form of a distribution to investors (first out of net income and net realized capital gains of the Fund and, thereafter, as a return of capital) and in the form of a rebate to Manulife Corporate Class investors. In both cases, the reductions are automatically reinvested in additional securities of the relevant series. The amount of the distribution or rebate, as applicable, is based on the aggregate amount invested in the Qualifying Investments and begins on the first dollar invested. A financial group includes all accounts belonging to a single investor, their spouse, their respective family members residing at the same address and corporate accounts for which the investor and other members of the financial group beneficially own more than 50% of the corporation's voting equity. Rates that are listed do not include applicable (HST). A basis point (BPS) is a unit that is equal to 1/100th of 1 per cent.
11. Holdings are subject to change. They are not recommendations to buy or sell any security.

Commissions, trailing commissions, management fees and expenses all may be associated with mutual fund investments. Please read the fund facts as well as the prospectus before investing. The indicated rates of return are the historical annual compounded total returns including changes in unit value and reinvestment of all distributions and do not take into account sales, redemption, distribution or optional charges or income taxes payable by any securityholder that would have reduced returns. Mutual funds are not guaranteed, their values change frequently and past performance may not be repeated. Manulife Funds are managed by Manulife Investment Management Limited (formerly named Manulife Asset Management Limited). Manulife Investment Management is a trade name of Manulife Investment Management Limited. Manulife, Manulife Investment Management, the Stylized M Design, and Manulife Investment Management & Stylized M Design are trademarks of The Manufacturers Life Insurance Company and are used by it, and by its affiliates under license.