

Manulife Climate Action Class

Series F • Performance as at July 31, 2022 • Holdings as at May 31, 2022

Overview

Key Facts

Management Team: Fundamental Equity Team

Inception date: May 4, 2021

AUM¹: \$12.16M

CIFSC category: Global Equity

Distribution frequency²: Annual

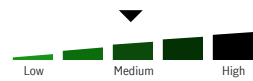
Positions: 35

Management fee: 0.74%

Min. investment: \$500 initial; \$25 PAC

Fund Status: Open

Risk: Moderate



Equity Characteristics

P/E Ratio	26.09
P/B Ratio	4.37
P/CF Ratio	15.46
ROE	30.96%
Average Market Cap	\$119.05B
Dividend Yield	1.36%

Fund Codes (MMF)

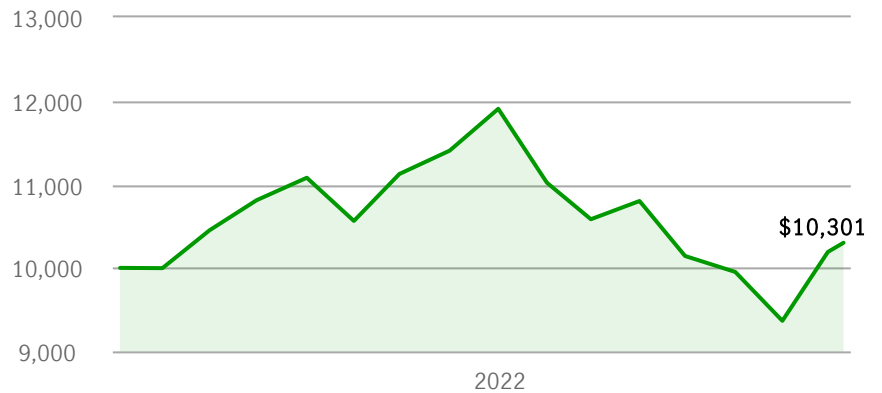
Series	FE	LL2	LL3	DSC	NL
Advisor	8563	8763	8863	8463	—
Advisor - DCA	28563	—	—	—	—
F	—	—	—	—	8663
F - DCA	—	—	—	—	28663
FT6	—	—	—	—	8063
T6	8363	8755	8855	8455	—

Why invest?

- Managed by the Manulife Fundamental Equity Team
- Seeks to provide long-term capital growth by investing in global equity securities of issuers with a strong competitive advantage who are also leaders in making positive contributions to climate change mitigation.
- The portfolio advisor uses a fundamental, bottom-up investment approach with a focus on creating a portfolio aligned with the Paris Agreement climate target to hold the global average temperature increase to well below 2°C above pre-industrial levels and pursuing efforts to limit the temperature increase to 1.5°C above pre-industrial levels.

Performance

Growth of \$10,000 since inception³



Calendar Returns (%)

Performance cannot be shown until one year after the Fund's inception.

Compound Returns (%)

1 Mth	3 Mth	6 Mth	YTD	1 Yr	3 Yrs	5 Yrs	10 Yrs	15 Yrs	20 Yrs	Inception
8.81	0.48	-7.52	-14.40	-5.73	—	—	—	—	—	1.52

Management

Portfolio advisor:

Fundamental Equity Team



Patrick Blais



Steve Belisle



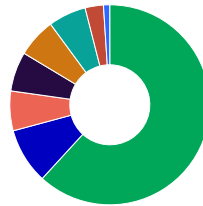
Cavan Yie

Top 10 Holdings (%)⁵

1. Microsoft Corp. Com	6.97
2. Danaher Corp. Com	4.47
3. Visa Inc. Com Cl A	4.06
4. CSX Corp. Com	3.99
5. Oracle Corp. Com	3.92
6. Aptiv PLC Ord Usd0.01	3.59
7. Adobe Inc. Com	3.55
8. Johnson Controls International PLC Shs	3.52
9. S&P Global Inc.	3.41
10. Lowe's Cos. Inc. Com	3.35

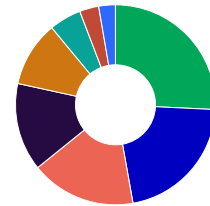
Portfolio Allocation

Geographic Allocation (%)



- 61.82 United States
- 9.00 Ireland
- 6.41 Netherlands
- 6.39 Canada
- 6.30 France
- 6.11 United Kingdom
- 2.96 Germany
- 1.01 Japan

Sector Allocation (Equities) (%)

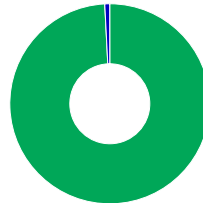


- 25.76 Information Technology
- 21.45 Industrials
- 16.99 Health Care
- 14.23 Consumer Discretionary
- 10.57 Financials
- 5.20 Consumer Staples
- 3.10 Communication Services
- 2.69 Utilities

Management Fee Reduction Rates⁴

Account/Household Value Tiers	All Qualifying Investments
\$250K+ to \$499K	2.50 basis points
\$500K+ to \$999K	5.00 basis points
\$1M+ to \$4.9M	7.50 basis points
\$5M+ to \$9.9M	10.00 basis points
\$10M+	12.50 basis points

Asset Allocation (%)



- 99.19 Equities
- 0.81 Cash and Equivalents

For more information please contact your advisor or visit manulifeim.ca

1. All classes/series combined. Assets as at June 30, 2022.
2. The payment of distributions is not guaranteed and may fluctuate. If distributions paid by the fund are greater than the performance of the fund, then your original investment will shrink. Distributions should not be confused with a fund's performance, rate of return, or yield. You may also receive return of capital distributions from a fund. Please consult with your tax advisor regarding the tax implications of receiving distributions. See the fund facts as well as the prospectus for more information on a fund's distributions policy.
3. The rate of return shown is used only to illustrate the effects of the compound growth rate and is not intended to reflect future values or returns on investment.
4. Investors with a minimum investment in Manulife mutual funds, Manulife Private Mutual Funds and Manulife Private Investment Pools ("Qualifying Investments") of \$250,000, either in a single account or in the aggregate based on the total assets of a financial group, are entitled to receive a reduction in the management fees that apply to their Funds. Such reductions are paid in the form of a distribution to investors (first out of net income and net realized capital gains of the Fund and, thereafter, as a return of capital) and in the form of a rebate to Manulife Corporate Class investors. In both cases, the reductions are automatically reinvested in additional securities of the relevant series. The amount of the distribution or rebate, as applicable, is based on the aggregate amount invested in the Qualifying Investments and begins on the first dollar invested. A financial group includes all accounts belonging to a single investor, their spouse, their respective family members residing at the same address and corporate accounts for which the investor and other members of the financial group beneficially own more than 50% of the corporation's voting equity. Rates that are listed do not include applicable (HST). A basis point (BPS) is a unit that is equal to 1/100th of 1 per cent.
5. Holdings are subject to change. They are not recommendations to buy or sell any security.

Commissions, trailing commissions, management fees and expenses all may be associated with mutual fund investments. Please read the fund facts as well as the prospectus before investing. The indicated rates of return are the historical annual compounded total returns including changes in share value and reinvestment of all dividends and do not take into account sales, redemption, distribution or optional charges or income taxes payable by any securityholder that would have reduced returns. Mutual funds are not guaranteed, their values change frequently and past performance may not be repeated. Manulife Corporate Classes are managed by Manulife Investment Management Limited (formerly named Manulife Asset Management Limited). Manulife Investment Management is a trade name of Manulife Investment Management Limited. Manulife, Manulife Investment Management, the Stylized M Design, and Manulife Investment Management & Stylized M Design are trademarks of The Manufacturers Life Insurance Company and are used by it, and by its affiliates under license.