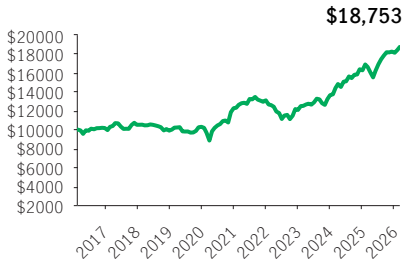


Manulife Fidelity NorthStar Seg Fund

CAP

Class B - 75% · Performance as at February 28, 2026 · Holdings as at January 31, 2026

GROWTH OF \$10,000 ±



INVESTMENT OBJECTIVE

The Fund aims to achieve long-term capital growth. It invests primarily in equity securities of companies anywhere in the world.

CALENDAR RETURNS ** %

2017	2018	2019	2020	2021	2022	2023	2024	2025
3.35	-5.88	4.10	19.17	6.77	-7.79	12.94	19.32	11.44

COMPOUND RETURNS ** %

1 mth	3 mths	6 mths	YTD	1 yr	3 yrs	5 yrs	10 yrs	Incept.
1.80	2.73	5.19	3.40	12.81	14.45	8.25	6.49	10.21

OVERVIEW

Inception Date: October 30, 2012

Asset Class:

Global Small/Mid Cap Equity

Net Assets: \$121.3 million

Risk: Medium

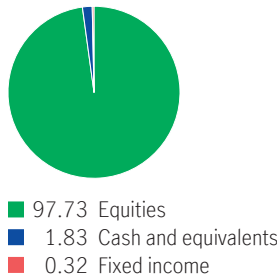


Fund Status: Capped *

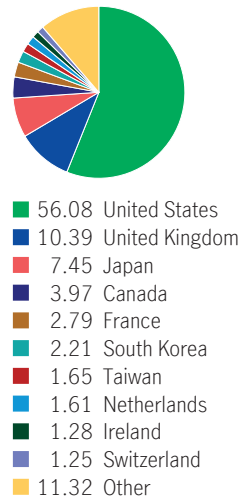
Management Fee: 3.26%

Management Expense Ratio¹: 3.70%

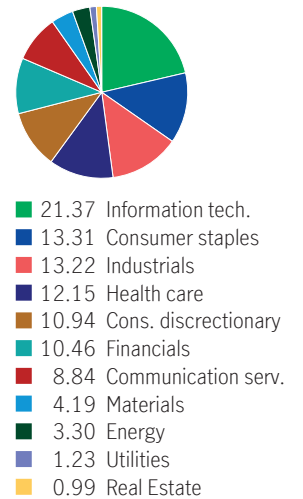
ASSET ALLOCATION %



GEOGRAPHIC ALLOCATION %



SECTOR ALLOCATION %



UNDERLYING FUND INFORMATION

Name: Fidelity NorthStar® Fund

Underlying Fund Manager:

Fidelity Investments Canada ULC

FUND CODES

Sales option	Fund code	Fund Status
BE	MCP3498	Capped

TOP 10 HOLDINGS %

NVIDIA Corp.	3.47
Meta Platforms Inc. Cl A	1.71
Amazon.com Inc.	1.64
Microsoft Corp.	1.57
Alphabet Inc. Cap Stk Cl C	1.48
British American Tobacco PLC Shs	1.42
Imperial Brands PLC Shs	1.20
Apple Inc.	1.10
Broadcom Inc.	1.09
Diageo PLC Ord Gbp0.28935	0.97

Source for all data: Transmission Media, as at February 28, 2026. ±For illustration purposes only. * Closed to deposits and switches-in ¹ Estimated MER for the current year. ** Additional fees apply to the IncomePlus and EstatePlus guarantee options and are paid annually out of the Contract. These fees are not reflected in the performance.

Any amount that is allocated to a segregated fund is invested at the risk of the contractholder and may increase or decrease in value. Returns shown are after the MER has been deducted. Performance histories are not indicative of future performance. The Growth of \$10,000 chart shown is used only to illustrate the effects of the compound growth rate and is not intended to reflect future values of the segregated fund. For information on guarantees, fees and expenses that may apply to segregated funds, please read the Information Folder, Contract and Fund Facts of the segregated funds. The Manufacturers Life Insurance Company (Manulife) is the issuer of Manulife segregated fund contracts and the guarantor of any guarantee provisions therein. Manulife Investment Management is a trade name of Manulife. Manulife, Stylized M Design, and Manulife Investment Management & Design are trademarks of The Manufacturers Life Insurance Company and are used by it, and its affiliates under license.