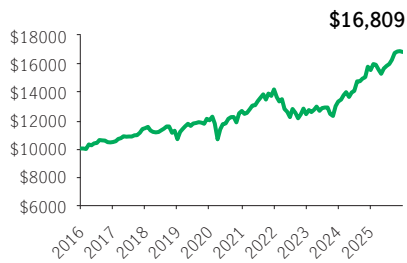


## Manulife Monthly High Income Seg Fund

**CAP**

Class A - 100% · Performance as at December 31, 2025 · Holdings as at November 30, 2025

### GROWTH OF \$10,000 \*



### OVERVIEW

**Inception Date:** January 28, 2005

**Asset Class:** Canadian Neutral Balanced

**Net Assets:** \$3.7 billion

**Risk:** Low to Medium



**Fund Status:** Capped \*

**Management Fee:** 2.93%

**Management Expense Ratio<sup>1</sup>:** 3.50%

### AWARDS



### UNDERLYING FUND INFORMATION

**Name:** Manulife Monthly High Income Fund

**Underlying Fund Manager:**

Manulife Investment Management Limited

**Portfolio Management Team:** Manulife

Essential Equity Team

### FUND CODES

Sales option	Fund code	Fund Status
BE	MCP3719	Capped

### INVESTMENT OBJECTIVE

This Balanced Fund aims to provide steady flow of monthly income and capital growth. The Fund invests primarily in Canadian fixed income and large-cap Canadian equity securities. The Fund may also invest in securities of royalty trusts and real estate investment trusts ("REITs").

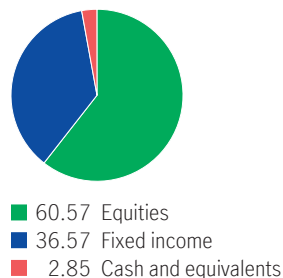
### CALENDAR RETURNS \*\* %

2017	2018	2019	2020	2021	2022	2023	2024	2025
9.35	-6.79	12.52	5.50	12.01	-12.33	7.16	16.72	8.20

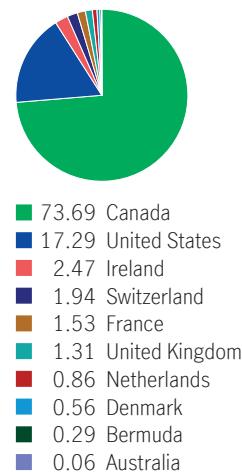
### COMPOUND RETURNS \*\* %

1 mth	3 mths	6 mths	YTD	1 yr	3 yrs	5 yrs	10 yrs	Incept.
-0.37	0.38	6.21	8.20	8.20	10.61	5.85	5.33	5.17

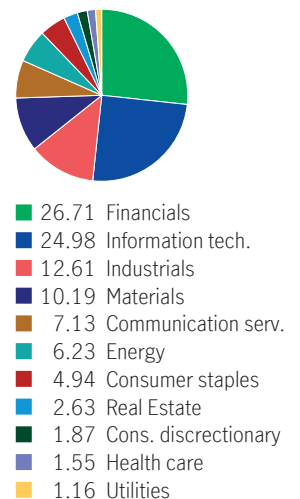
### ASSET ALLOCATION %



### GEOGRAPHIC ALLOCATION %



### SECTOR ALLOCATION %



### FIXED INCOME ALLOCATION %

Canadian Corporate Bonds	32.05
Floating rate bank loans	29.79
Canadian investment grade bonds	28.97
Preferred stocks	1.95
Canadian Asset-backed Securities	1.83
Canadian high yield bonds	1.60
U.S. Corporate Bonds	1.41
Canadian government bonds	0.84
International investment grade bonds	0.48
U.S. investment grade bonds	0.44

### TOP 10 HOLDINGS %

Royal Bank of Canada	2.56
Constellation Software Inc.	2.44
Shopify Inc. Cl A Sub Vtg Shs	2.33
Microsoft Corp.	2.01
Open Text Corp.	1.85
Marsh & McLennan Cos.	1.81
Toronto-Dominion Bank Com New	1.73
Accenture PLC Shs Class A	1.64
FirstService Corporation	1.59
Brookfield Corporation Vtg Shs Cl A	1.53

Source for all data: Transmission Media, as at December 31, 2025. \*For illustration purposes only. \* Closed to deposits and switches-in <sup>1</sup> Estimated MER for the current year. \*\* Additional fees apply to the IncomePlus and EstatePlus guarantee options and are paid annually out of the Contract. These fees are not reflected in the performance.

Any amount that is allocated to a segregated fund is invested at the risk of the contractholder and may increase or decrease in value. Returns shown are after the MER has been deducted. Performance histories are not indicative of future performance. The Growth of \$10,000 chart shown is used only to illustrate the effects of the compound growth rate and is not intended to reflect future values of the segregated fund. For information on guarantees, fees and expenses that may apply to segregated funds, please read the Information Folder, Contract and Fund Facts of the segregated funds. The FundGrade A+® rating is used with permission from Fundata Canada Inc., all rights reserved. Fundata is a leading provider of market and investment funds data to the Canadian financial services industry and business media. The Fund-Grade A+® rating identifies funds that have consistently demonstrated the best risk-adjusted returns throughout an entire calendar year. For more information on the rating system, please visit [www.Fundata.com/ProductsServices/FundGrade.aspx](http://www.Fundata.com/ProductsServices/FundGrade.aspx). The Manufacturers Life Insurance Company (Manulife) is the issuer of Manulife segregated fund contracts and the guarantor of any guarantee provisions therein. Manulife Investment Management is a trade name of Manulife. Manulife, Stylized M Design, and Manulife Investment Management & Design are trademarks of The Manufacturers Life Insurance Company and are used by it, and its affiliates under license.