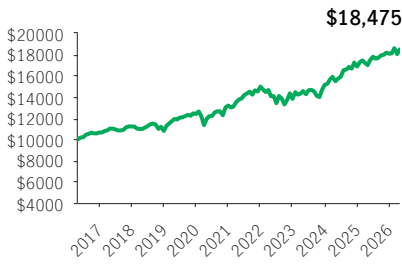


Manulife Fundamental Income GIF Select

GIF SELECT

InvestmentPlus 75/75 (F-Class) · Performance as at April 30, 2026 · Holdings as at March 31, 2026

GROWTH OF \$10,000 ±



INVESTMENT OBJECTIVE

This Balanced Fund aims to provide a regular flow of monthly revenue. The Fund invests primarily in equities and fixed income investments. These securities can be Canadian or foreign.

CALENDAR RETURNS ** %

2017	2018	2019	2020	2021	2022	2023	2024	2025
5.31	-3.76	14.81	6.40	13.56	-7.72	9.46	11.46	7.13

COMPOUND RETURNS ** %

1 mth	3 mths	6 mths	YTD	1 yr	3 yrs	5 yrs	10 yrs	Incept.
2.50	2.04	2.82	2.30	8.75	8.29	6.09	6.33	6.16

OVERVIEW

Inception Date: August 24, 2015

Asset Class: Canadian Neutral Balanced

Net Assets: \$725.7 million

Risk: Low to Medium



Fund Status: Open *

Management Fee: 0.81%

Management Expense Ratio¹: 1.59%

UNDERLYING FUND INFORMATION

Name: Manulife Fundamental Income Fund

Underlying Fund Manager:

Manulife Investment Management Limited

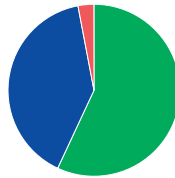
Portfolio Management Team: Manulife

Fundamental Equity Team

FUND CODES

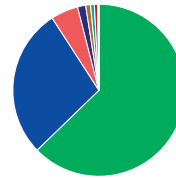
Sales option	Fund code	Fund Status
F-Class	MGF1155	Open

ASSET ALLOCATION %



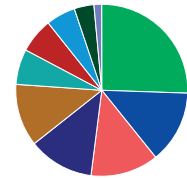
- 57.08 Equities
- 40.16 Fixed income
- 2.99 Cash and equivalents

GEOGRAPHIC ALLOCATION %



- 62.76 Canada
- 28.11 United States
- 5.14 United Kingdom
- 1.53 Ireland
- 0.91 France
- 0.71 Germany
- 0.63 Japan
- 0.13 Netherlands
- 0.05 Luxembourg
- 0.03 Jersey Channel Islands
- 0.01 Other

SECTOR ALLOCATION %



- 25.54 Financials
- 13.69 Industrials
- 12.78 Information tech.
- 12.36 Health care
- 11.74 Energy
- 6.65 Cons. discretionary
- 6.56 Communication serv.
- 5.53 Consumer staples
- 3.70 Materials
- 1.46 Real Estate

FIXED INCOME ALLOCATION %

Floating rate bank loans	19.30
Canadian provincial bonds	19.09
Canadian Corporate Bonds	16.29
Canadian government bonds	10.56
U.S. Corporate Bonds	8.63
International government bonds	6.85
Canadian investment grade bonds	3.82
Canadian municipal bonds	2.72
International Corporate Bonds	2.16
U.S. Asset-backed Securities	1.87

TOP 10 HOLDINGS %

Canadian Natural Resources Ltd.	2.76
Royal Bank of Canada	2.61
TMX Group Limited	2.54
Toronto-Dominion Bank Com New	2.15
Waste Connections Inc.	1.97
Cencora Inc.	1.95
Microsoft Corp.	1.88
Abbott Laboratories	1.80
Intact Financial Corporation	1.75
Visa Inc. Com Cl A	1.74

Source for all data: Transmission Media, as at April 30, 2026. ±For illustration purposes only. * Open ¹ Estimated MER for the current year. ** Additional fees apply to the IncomePlus and EstatePlus guarantee options and are paid annually out of the Contract. These fees are not reflected in the performance.

Any amount that is allocated to a segregated fund is invested at the risk of the contractholder and may increase or decrease in value. Returns shown are after the MER has been deducted. Performance histories are not indicative of future performance. The Growth of \$10,000 chart shown is used only to illustrate the effects of the compound growth rate and is not intended to reflect future values of the segregated fund. For information on guarantees, fees and expenses that may apply to segregated funds, please read the Information Folder, Contract and Fund Facts of the segregated funds. The Manufacturers Life Insurance Company (Manulife) is the issuer of Manulife segregated fund contracts and the guarantor of any guarantee provisions therein. Manulife Investment Management is a trade name of Manulife. Manulife, Stylized M Design, and Manulife Investment Management & Design are trademarks of The Manufacturers Life Insurance Company and are used by it, and its affiliates under license.