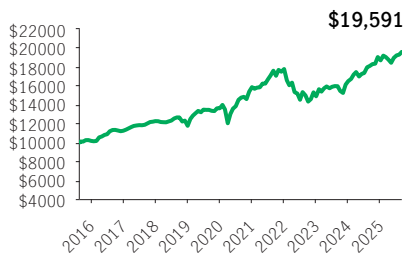


Manulife Strategic Dividend Bundle GIF Select

GIF SELECT

InvestmentPlus 75/75 (Elite) · Performance as at August 31, 2025 · Holdings as at June 30, 2025

GROWTH OF \$10,000 *



OVERVIEW

Inception Date: August 24, 2015

Asset Class: Global Neutral Balanced

Net Assets: \$499.1 million

Risk: Low to Medium



Fund Status: ADO *

Management Fee: 0.95%

Management Expense Ratio¹: 1.75%

UNDERLYING FUND INFORMATION

Name: Manulife Strategic Dividend Bundle

Underlying Fund Manager:

Manulife Investment Management Limited

Portfolio Managers: Conrad Dabiet, Prakash

Chaudhari, Caryn E. Rothman

FUND CODES

Sales option	Fund code	Fund Status
Elite FE	MGF1917	ADO
Elite BE	MGF1926	SWO
Elite LL	MGF1927	SWO

INVESTMENT OBJECTIVE

This Balanced Fund seeks to provide a combination of income and capital appreciation. The Fund seeks to accomplish its objective by investing primarily in securities of other mutual funds to gain exposure to Canadian and foreign equity and fixed income securities.

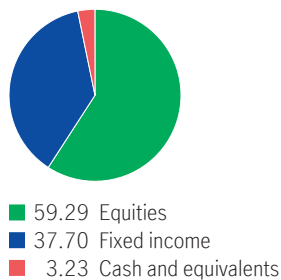
CALENDAR RETURNS ** %

2016	2017	2018	2019	2020	2021	2022	2023	2024
10.58	9.04	-4.06	15.83	16.40	12.10	-16.26	10.79	13.35

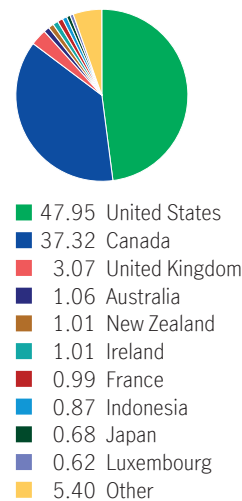
COMPOUND RETURNS ** %

1 mth	3 mths	6 mths	YTD	1 yr	3 yrs	5 yrs	10 yrs	Incept.
1.49	3.34	2.88	4.80	8.23	9.37	5.84	6.85	6.94

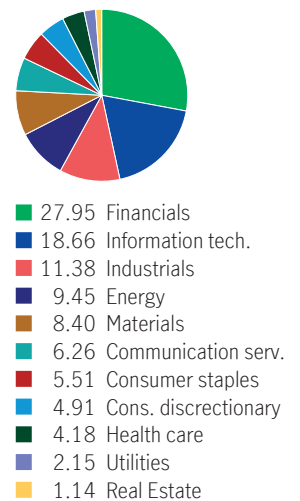
ASSET ALLOCATION %



GEOGRAPHIC ALLOCATION %



SECTOR ALLOCATION %



FIXED INCOME ALLOCATION %

U.S. high yield bonds	16.65
International government bonds	14.47
U.S. Corporate Bonds	11.48
U.S. Mortgage-backed Securities	11.16
Floating rate bank loans	9.42
U.S. investment grade bonds	9.01
Bank loans	4.51
International Corporate Bonds	4.51
U.S. government bonds	3.65
International high yield bonds	3.10

UNDERLYING FUND HOLDINGS %

Manulife Dividend Income Fund	40.30
Manulife Strategic Income Fund	30.05
Manulife Dividend Income Plus Fund	20.12
Manulife Global Unconstrained Bond Fund	10.03

Source for all data: Transmission Media, as at August 31, 2025. ±For illustration purposes only. * Open to additional deposits and switches into existing contracts only ¹ Estimated MER for the current year. ** Additional fees apply to the IncomePlus and EstatePlus guarantee options and are paid annually out of the Contract. These fees are not reflected in the performance.

Any amount that is allocated to a segregated fund is invested at the risk of the contractholder and may increase or decrease in value. Returns shown are after the MER has been deducted. Performance histories are not indicative of future performance. The Growth of \$10,000 chart shown is used only to illustrate the effects of the compound growth rate and is not intended to reflect future values of the segregated fund. For information on guarantees, fees and expenses that may apply to segregated funds, please read the Information Folder, Contract and Fund Facts of the segregated funds. The Manufacturers Life Insurance Company (Manulife) is the issuer of Manulife segregated fund contracts and the guarantor of any guarantee provisions therein. Manulife Investment Management is a trade name of Manulife. Manulife, Stylized M Design, and Manulife Investment Management & Design are trademarks of The Manufacturers Life Insurance Company and are used by it, and its affiliates under license.