

## GIF SELECT

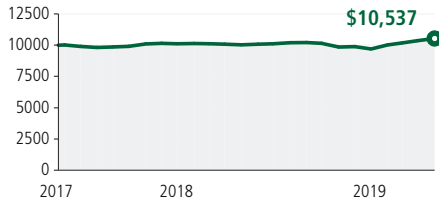
# Manulife Moderate Portfolio GIF Select

InvestmentPlus

Performance as at April 30, 2019

Holdings as at February 28, 2019

### Growth of \$10,000±



### Overview


**Inception Date** May 19, 2017

**Asset Class**

Asset Allocations Portfolios

**Net Assets** \$77.7 million

**Risk** Low to Moderate



**Fund Status** Open\*

**Management Fee** 2.18%

**Management Expense Ratio<sup>1</sup>** 2.53%

### Underlying Fund Information

**Name**

Manulife Moderate Portfolio

**Managed by**

Manulife Asset Management Limited

**Portfolio Managers**

Nathan Thooft, James Robertson

### Investment Philosophy

This portfolio aims to deliver a sophisticated but simple investment solution. The portfolio management team uses underlying funds and ETFs to create a strategic, long term asset mix which focuses on preserving capital. The team may also take advantage of shorter term market movements by making opportunistic shifts in the portfolio to potentially capture additional returns.

### Fund Codes

FE	MGF2769	Low-load	MGF2771
BE	MGF2770	NL	MGF5530

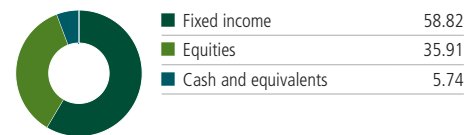
### Calendar Returns (%)

2011	2012	2013	2014	2015	2016	2017	2018
-	-	-	-	-	-	-	-4.12

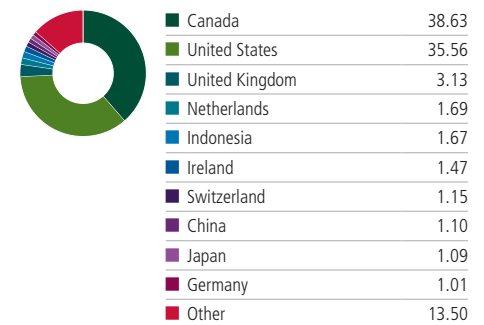
### Compound Returns (%)

1 month	3 months	6 months	1 year	3 years	5 years	10 years	Inception
1.67	5.14	6.94	5.04	-	-	-	2.73

### Asset Allocation (%)



### Geographic Allocation (%)



### Underlying Fund Holdings (%)

Manulife Bond Fund	15.67
Manulife Strategic Income Fund	14.96
Manulife Canadian Unconstrained Bond Fund	10.70
Manulife Global Unconstrained Bond Fund	9.49
Manulife U.S. Unconstrained Bond Fund	6.99
Manulife Dividend Income Fund	6.85
Manulife World Investment Fund	6.29
Manulife Fundamental Equity Fund	5.79
Manulife U.S. All Cap Equity Fund	4.09
Vanguard Emerging Markets Government Bond Id Fund	3.49



Any amount that is allocated to a segregated fund is invested at the risk of the contractholder and may increase or decrease in value. Returns shown are after the MER has been deducted. Performance histories are not indicative of future performance. The Growth of \$10,000 chart shown is used only to illustrate the effects of the compound growth rate and is not intended to reflect future values of the segregated fund. For information on guarantees, fees and expenses that may apply to segregated funds, please read the Information Folder, Contract and Fund Facts of the segregated funds. The Manufacturers Life Insurance Company is the issuer of Manulife segregated fund contracts and the guarantor of any guarantee provisions therein. Manulife, Manulife Investments, the Block Design, the Four Cube Design, Strong Reliable Trustworthy Forward-thinking are trademarks of The Manufacturers Life Insurance Company and are used by it, and by its affiliates under licence.