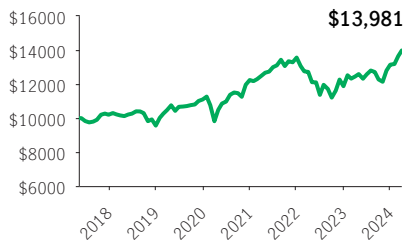


Manulife Growth Portfolio GIF Select

GIF SELECT

InvestmentPlus · Performance as at March 31, 2024 · Holdings as at February 29, 2024

GROWTH OF \$10,000 *



OVERVIEW

Inception Date: May 19, 2017

Asset Class: Global Equity Balanced

Net Assets: \$281.0 million

Risk: Low to Medium

Low High

Fund Status: Open *

Management Fee: 2.39%

Management Expense Ratio¹: 2.77%

UNDERLYING FUND INFORMATION

Name: Manulife Growth Portfolio

Underlying Fund Manager:

Manulife Investment Management Limited

Portfolio Managers: Nathan Thooft, James Robertson

FUND CODES

Sales option	Fund code	Fund Status
FE	MGF2855	Open
BE	MGF2856	SWO
LL	MGF2857	SWO
NLCB4	MGF5527	SWO
NLCB2	MGF7524	Open

INVESTMENT OBJECTIVE

This Global Equity Portfolio aims to achieve long-term capital appreciation. The Portfolio seeks to accomplish its objective by primarily investing in securities of Underlying Funds and/or ETFs. These Underlying Funds and/or ETFs generally invest in domestic and global equity securities and/or domestic and global fixed income securities.

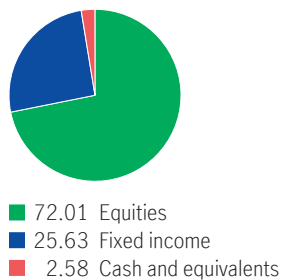
CALENDAR RETURNS ** %

2015	2016	2017	2018	2019	2020	2021	2022	2023
—	—	—	-6.28	16.08	10.31	10.79	-12.42	10.64

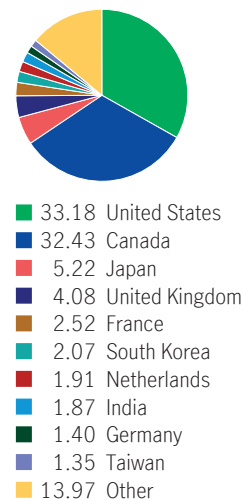
COMPOUND RETURNS ** %

1 mth	3 mths	6 mths	YTD	1 yr	3 yrs	5 yrs	10 yrs	Incept.
2.46	6.37	13.89	6.37	12.29	3.84	5.94	—	5.00

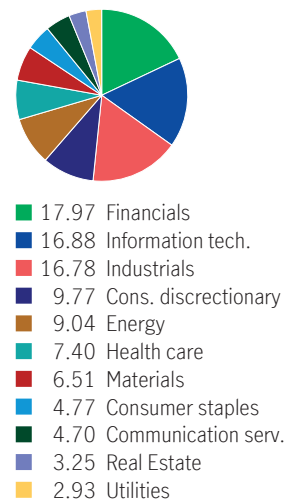
ASSET ALLOCATION %



GEOGRAPHIC ALLOCATION %



SECTOR ALLOCATION %



FIXED INCOME ALLOCATION %

Canadian investment grade bonds	16.17
U.S. high yield bonds	12.16
Canadian provincial bonds	9.21
Canadian Corporate Bonds	7.08
Floating rate bank loans	6.69
International Corporate Bonds	6.35
Canadian government bonds	6.30
International high yield bonds	6.21
International investment grade bonds	5.91
U.S. investment grade bonds	5.68

UNDERLYING FUND HOLDINGS %

Manulife Bond Fund	6.74
Manulife U.S. All Cap Equity Fund	6.30
Manulife Multifactor Canadian Large Cap	6.26
Manulife Global Dividend Fund	6.11
Manulife Fundamental Equity Fund	6.08
Manulife World Investment Fund	5.79
Manulife Dividend Income Fund	5.33
Manulife Growth Opportunities Fund	4.91
Manulife Multifactor US Large Cap Index	4.52
MIM Global Small Cap Equity Pooled Fund	4.50

Source for all data: Transmission Media, as at March 31, 2024. ±For illustration purposes only. * Open ¹ Estimated MER for the current year. ** Additional fees apply to the IncomePlus and EstatePlus guarantee options and are paid annually out of the Contract. These fees are not reflected in the performance.

Any amount that is allocated to a segregated fund is invested at the risk of the contractholder and may increase or decrease in value. Returns shown are after the MER has been deducted. Performance histories are not indicative of future performance. The Growth of \$10,000 chart shown is used only to illustrate the effects of the compound growth rate and is not intended to reflect future values of the segregated fund. For information on guarantees, fees and expenses that may apply to segregated funds, please read the Information Folder, Contract and Fund Facts of the segregated funds. The Manufacturers Life Insurance Company (Manulife) is the issuer of Manulife segregated fund contracts and the guarantor of any guarantee provisions therein. Manulife Investment Management is a trade name of Manulife. Manulife, Stylized M Design, and Manulife Investment Management & Design are trademarks of The Manufacturers Life Insurance Company and are used by it, and its affiliates under license.