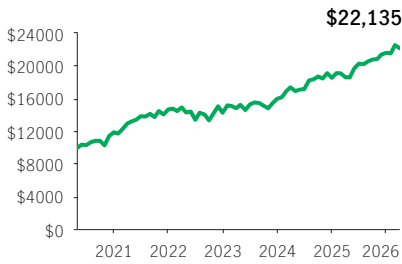


**Manulife Canadian Equity Class GIF Select**

**GIF SELECT**

InvestmentPlus 75/75 (Elite) · Performance as at March 31, 2026 · Holdings as at February 28, 2026

**GROWTH OF \$10,000 ±**



**OVERVIEW**

**Inception Date:** May 4, 2020

**Asset Class:** Canadian Equity

**Net Assets:** \$90.2 million

**Risk:** Medium



**Fund Status:** ADO \*

**Management Fee:** 1.76%

**Management Expense Ratio<sup>1</sup>:** 1.97%

**UNDERLYING FUND INFORMATION**

**Name:** Manulife Canadian Equity Class

**Underlying Fund Manager:**

Manulife Investment Management Limited

**Portfolio Management Team:** Manulife

Fundamental Equity Team

**FUND CODES**

| Sales option | Fund code | Fund Status |
|--------------|-----------|-------------|
| Elite FE     | MGF2971   | ADO         |
| Elite BE     | MGF2974   | SWO         |
| Elite LL     | MGF2978   | SWO         |

**INVESTMENT OBJECTIVE**

The objective of the Manulife Canadian Equity Class fund is to seek long-term capital appreciation by investing primarily in Canadian equity securities. The fund may seek to accomplish its objective by investing in securities of other mutual funds.

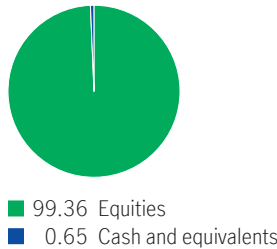
**CALENDAR RETURNS \*\* %**

| 2017 | 2018 | 2019 | 2020 | 2021  | 2022  | 2023  | 2024  | 2025  |
|------|------|------|------|-------|-------|-------|-------|-------|
| —    | —    | —    | —    | 23.71 | -2.82 | 11.89 | 16.17 | 16.55 |

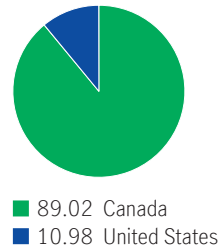
**COMPOUND RETURNS \*\* %**

| 1 mth | 3 mths | 6 mths | YTD  | 1 yr  | 3 yrs | 5 yrs | 10 yrs | Incept. |
|-------|--------|--------|------|-------|-------|-------|--------|---------|
| -1.80 | 2.51   | 6.60   | 2.51 | 19.01 | 14.33 | 11.35 | —      | 14.40   |

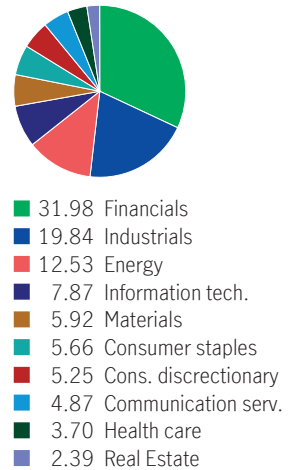
**ASSET ALLOCATION %**



**GEOGRAPHIC ALLOCATION %**



**SECTOR ALLOCATION %**



**TOP 10 HOLDINGS %**

|                                      |      |
|--------------------------------------|------|
| Royal Bank of Canada                 | 7.07 |
| Toronto-Dominion Bank Com New        | 6.07 |
| Canadian Natural Resources Ltd.      | 4.75 |
| Canadian Pacific Kansas City Limited | 4.28 |
| Waste Connections Inc.               | 4.11 |
| Canadian Imperial Bank of Commerce   | 3.84 |
| Intact Financial Corporation         | 3.76 |
| Constellation Software Inc.          | 3.38 |
| Sun Life Financial Inc.              | 3.30 |
| TMX Group Limited                    | 3.27 |

Source for all data: Transmission Media, as at March 31, 2026. ±For illustration purposes only. \* Open to additional deposits and switches into existing contracts only <sup>1</sup> Estimated MER for the current year. \*\* Additional fees apply to the IncomePlus and EstatePlus guarantee options and are paid annually out of the Contract. These fees are not reflected in the performance.

Any amount that is allocated to a segregated fund is invested at the risk of the contractholder and may increase or decrease in value. Returns shown are after the MER has been deducted. Performance histories are not indicative of future performance. The Growth of \$10,000 chart shown is used only to illustrate the effects of the compound growth rate and is not intended to reflect future values of the segregated fund. For information on guarantees, fees and expenses that may apply to segregated funds, please read the Information Folder, Contract and Fund Facts of the segregated funds. The Manufacturers Life Insurance Company (Manulife) is the issuer of Manulife segregated fund contracts and the guarantor of any guarantee provisions therein. Manulife Investment Management is a trade name of Manulife. Manulife, Stylized M Design, and Manulife Investment Management & Design are trademarks of The Manufacturers Life Insurance Company and are used by it, and its affiliates under license.