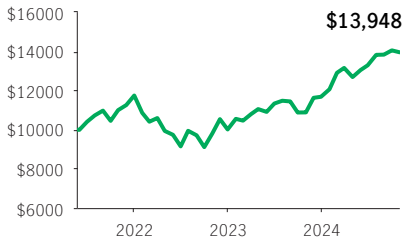


**Manulife Climate Action GIF Select**

**GIF SELECT**

InvestmentPlus 75/75 Front-end, Back-end, Low-load, No-load with CB · Performance as at October 31, 2024 · Holdings as at September 30, 2024

**GROWTH OF \$10,000 \***



**INVESTMENT OBJECTIVE**

The Fund seeks to provide long-term capital growth by investing primarily in a diversified portfolio of global equity securities of issuers who are also leaders in making positive contributions to climate change mitigation.

**CALENDAR RETURNS \*\* %**

2015	2016	2017	2018	2019	2020	2021	2022	2023
—	—	—	—	—	—	—	-14.74	16.65

**COMPOUND RETURNS \*\* %**

1 mth	3 mths	6 mths	YTD	1 yr	3 yrs	5 yrs	10 yrs	Incept.
-0.72	0.92	9.94	19.40	28.15	8.24	—	—	10.12

**OVERVIEW**

**Inception Date:** May 25, 2021

**Asset Class:** Global Equity

**Net Assets:** \$77.3 million

**Risk:** Medium



**Fund Status:** Open \*

**Management Fee:** 2.49%

**Management Expense Ratio<sup>1</sup>:** 2.80%

**UNDERLYING FUND INFORMATION**

**Name:** Manulife Climate Action Fund

**Underlying Fund Manager:**

Manulife Investment Management Limited

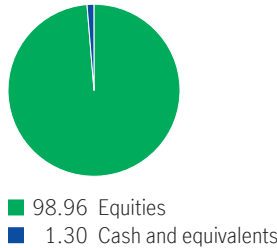
**Portfolio Managers:** Patrick Blais, Steve

Belisle, Christopher Mann, Cavan Yie

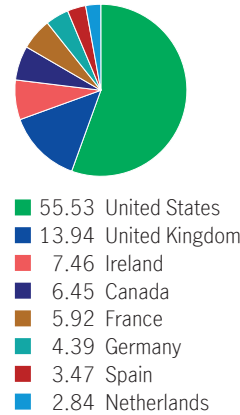
**FUND CODES**

Sales option	Fund code	Fund Status
FE	MGF3072	Open
BE	MGF3073	SWO
LL	MGF3074	SWO
NLCB4	MGF3075	SWO
NLCB2	MGF3081	Open

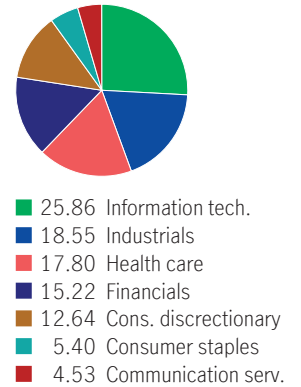
**ASSET ALLOCATION %**



**GEOGRAPHIC ALLOCATION %**



**SECTOR ALLOCATION %**



**TOP 10 HOLDINGS %**

Microsoft Corp.	7.34
Visa Inc. Com Cl A	4.26
Salesforce.com Inc.	4.02
London Stock Exchange Group PLC Ord Gbp0.06918604	3.64
Canadian Pacific Kansas City Limited	3.56
McDonald's Corp.	3.56
Intertek Group PLC Ord Gbp0.01	3.54
Amadeus IT Group S.A. Shs	3.48
McKesson Corp.	3.45
Lowe's Cos. Inc.	3.40

Source for all data: Transmission Media, as at October 31, 2024. ±For illustration purposes only. \* Open <sup>1</sup> Estimated MER for the current year. \*\* Additional fees apply to the IncomePlus and EstatePlus guarantee options and are paid annually out of the Contract. These fees are not reflected in the performance.

Any amount that is allocated to a segregated fund is invested at the risk of the contractholder and may increase or decrease in value. Returns shown are after the MER has been deducted. Performance histories are not indicative of future performance. The Growth of \$10,000 chart shown is used only to illustrate the effects of the compound growth rate and is not intended to reflect future values of the segregated fund. For information on guarantees, fees and expenses that may apply to segregated funds, please read the Information Folder, Contract and Fund Facts of the segregated funds. The Manufacturers Life Insurance Company (Manulife) is the issuer of Manulife segregated fund contracts and the guarantor of any guarantee provisions therein. Manulife Investment Management is a trade name of Manulife. Manulife, Stylized M Design, and Manulife Investment Management & Design are trademarks of The Manufacturers Life Insurance Company and are used by it, and its affiliates under license.