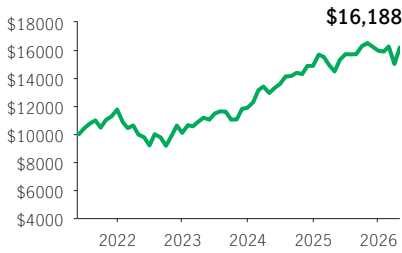


Manulife Climate Action GIF Select

GIF SELECT

InvestmentPlus 75/75 (Elite) · Performance as at April 30, 2026 · Holdings as at March 31, 2026

GROWTH OF \$10,000 *



INVESTMENT OBJECTIVE

The Fund seeks to provide long-term capital growth by investing primarily in a diversified portfolio of global equity securities of issuers who are also leaders in making positive contributions to climate change mitigation.

CALENDAR RETURNS ** %

2017	2018	2019	2020	2021	2022	2023	2024	2025
—	—	—	—	—	-14.18	17.69	25.26	7.26

COMPOUND RETURNS ** %

1 mth	3 mths	6 mths	YTD	1 yr	3 yrs	5 yrs	10 yrs	Incept.
7.86	1.84	-1.92	1.46	11.84	13.17	—	—	10.23

OVERVIEW

Inception Date: May 25, 2021

Asset Class: Global Equity

Net Assets: \$107.5 million

Risk: Medium



Fund Status: ADO *

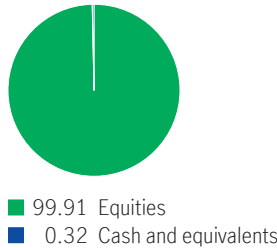
Management Fee: 1.79%

Management Expense Ratio¹: 1.90%

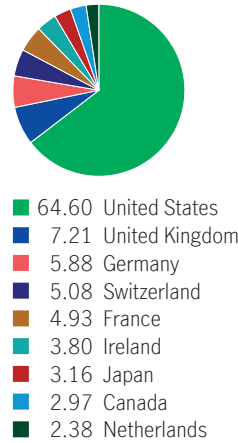
AWARDS



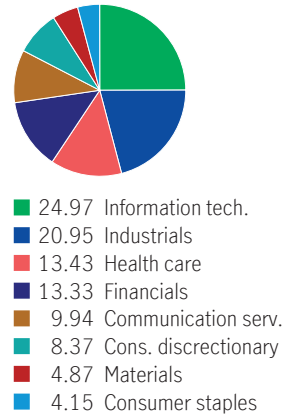
ASSET ALLOCATION %



GEOGRAPHIC ALLOCATION %



SECTOR ALLOCATION %



UNDERLYING FUND INFORMATION

Name: Manulife Climate Action Fund

Underlying Fund Manager:

Manulife Investment Management Limited

Portfolio Management Team: Manulife

Fundamental Equity Team

FUND CODES

Sales option	Fund code	Fund Status
Elite FE	MGF3076	ADO
Elite BE	MGF3077	SWO
Elite LL	MGF3078	SWO

TOP 10 HOLDINGS %

NVIDIA Corp.	6.20
Microsoft Corp.	5.71
Alphabet Inc. Cl A	4.26
Meta Platforms Inc. Cl A	3.73
Cencora Inc.	3.66
Deutsche Boerse AG Deutsche Borse	3.38
Agnamens Aktien O N	
London Stock Exchange Group PLC Ord	3.21
Gbp0.06918604	
Keyence Corp. Com Stk	3.16
Marsh & McLennan Cos.	3.13
Abbott Laboratories	3.07

Source for all data: Transmission Media, as at April 30, 2026. ±For illustration purposes only. * Open to additional deposits and switches into existing contracts only ¹ Estimated MER for the current year. ** Additional fees apply to the IncomePlus and EstatePlus guarantee options and are paid annually out of the Contract. These fees are not reflected in the performance.

Any amount that is allocated to a segregated fund is invested at the risk of the contractholder and may increase or decrease in value. Returns shown are after the MER has been deducted. Performance histories are not indicative of future performance. The Growth of \$10,000 chart shown is used only to illustrate the effects of the compound growth rate and is not intended to reflect future values of the segregated fund. For information on guarantees, fees and expenses that may apply to segregated funds, please read the Information Folder, Contract and Fund Facts of the segregated funds. The FundGrade A+® rating is used with permission from Fundata Canada Inc., all rights reserved. Fundata is a leading provider of market and investment funds data to the Canadian financial services industry and business media. The Fund-Grade A+® rating identifies funds that have consistently demonstrated the best risk-adjusted returns throughout an entire calendar year. For more information on the rating system, please visit <https://www.fundata.com/fundgrade>. The Manufacturers Life Insurance Company (Manulife) is the issuer of Manulife segregated fund contracts and the guarantor of any guarantee provisions therein. Manulife Investment Management is a trade name of Manulife. Manulife, Stylized M Design, and Manulife Investment Management & Design are trademarks of The Manufacturers Life Insurance Company and are used by it, and its affiliates under license.