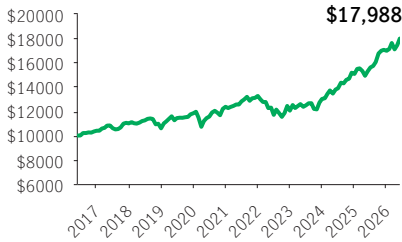


Manulife Global Managed Volatility GIF Select

GIF SELECT

InvestmentPlus 75/75 (Elite) · Performance as at May 31, 2026 · Holdings as at April 30, 2026

GROWTH OF \$10,000 ±



INVESTMENT OBJECTIVE

This Fund seeks a balance between income and long-term capital growth while seeking to manage overall portfolio volatility.

CALENDAR RETURNS ** %

2017	2018	2019	2020	2021	2022	2023	2024	2025
5.84	-3.71	11.69	4.51	7.24	-9.13	8.00	15.80	12.67

COMPOUND RETURNS ** %

1 mth	3 mths	6 mths	YTD	1 yr	3 yrs	5 yrs	10 yrs	Incept.
3.10	2.09	5.45	5.91	17.62	13.30	7.45	6.05	5.45

OVERVIEW

Inception Date: September 19, 2014

Asset Class: Global Neutral Balanced

Net Assets: \$48.8 million

Risk: Low to Medium



Fund Status: ADO *

Management Fee: 1.09%

Management Expense Ratio¹: 1.94%

UNDERLYING FUND INFORMATION

Name: Manulife Global Managed Volatility Portfolio

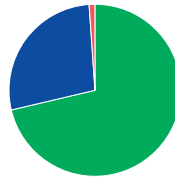
Underlying Fund Manager:

Manulife Investment Management Limited

FUND CODES

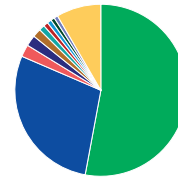
Sales option	Fund code	Fund Status
Elite FE	MGF3123	ADO
Elite BE	MGF1732	SWO
Elite LL	MGF1823	SWO

ASSET ALLOCATION %



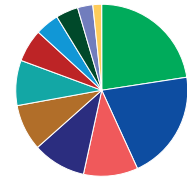
- 71.47 Equities
- 27.67 Fixed income
- 1.08 Cash and equivalents

GEOGRAPHIC ALLOCATION %



- 52.93 United States
- 28.54 Canada
- 2.30 Japan
- 2.05 Brazil
- 1.60 United Kingdom
- 1.10 Mexico
- 0.85 South Korea
- 0.81 Switzerland
- 0.71 Germany
- 0.71 France
- 8.40 Other

SECTOR ALLOCATION %



- 22.58 Information tech.
- 20.61 Financials
- 10.24 Industrials
- 10.01 Communication serv.
- 8.71 Materials
- 8.49 Energy
- 6.15 Cons. discretionary
- 4.48 Health care
- 4.20 Consumer staples
- 2.86 Utilities
- 1.67 Real Estate

FIXED INCOME ALLOCATION %

International Corporate Bonds	18.32
U.S. investment grade bonds	16.52
Canadian bond funds	15.64
U.S. federal bonds	15.58
Canadian Corporate Bonds	12.16
U.S. Corporate Bonds	11.79
International investment grade bonds	2.28
Canadian federal bonds	2.27
Bank loans	2.23
U.S. high yield bonds	1.35

UNDERLYING FUND HOLDINGS %

Vanguard S&P 500 ETF	20.34
iShares Core S&P/TSX Capped Composite Index ETF	16.79
STATE ST SPDR BBG INTL TREAS BD ETF	12.24
Vanguard FTSE Developed Markets ETF	10.46
Vanguard Total Bond Market ETF	10.09
Vanguard Intermediate-Term Corporate Bond ETF	6.79
Vaneck J.P. Morgan EM Local Currency Bond ETF	4.90
VANGUARD CANADIAN AGGREGATE BOND INDEX	4.33
iShares S&P Latin America 40 Index Fund	2.94
Vanguard Information Technology ETF	2.66

Source for all data: Transmission Media, as at May 31, 2026. ±For illustration purposes only. * Open to additional deposits and switches into existing contracts only ¹ Estimated MER for the current year. ** Additional fees apply to the IncomePlus and EstatePlus guarantee options and are paid annually out of the Contract. These fees are not reflected in the performance.

Any amount that is allocated to a segregated fund is invested at the risk of the contractholder and may increase or decrease in value. Returns shown are after the MER has been deducted. Performance histories are not indicative of future performance. The Growth of \$10,000 chart shown is used only to illustrate the effects of the compound growth rate and is not intended to reflect future values of the segregated fund. For information on guarantees, fees and expenses that may apply to segregated funds, please read the Information Folder, Contract and Fund Facts of the segregated funds. The Manufacturers Life Insurance Company (Manulife) is the issuer of Manulife segregated fund contracts and the guarantor of any guarantee provisions therein. Manulife Investment Management is a trade name of Manulife. Manulife, Stylized M Design, and Manulife Investment Management & Design are trademarks of The Manufacturers Life Insurance Company and are used by it, and its affiliates under license.