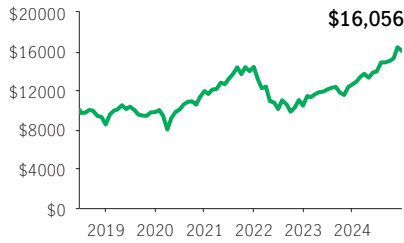


Manulife Dividend Income Plus GIF Select

GIF SELECT

InvestmentPlus 75/75 Front-end, Back-end, Low-load, No-load with CB · Performance as at December 31, 2024 · Holdings as at November 30, 2024

GROWTH OF \$10,000 ±



OVERVIEW

Inception Date: June 22, 2018

Asset Class: Canadian Focused Equity

Net Assets: \$186.6 million

Risk: Medium



Fund Status: Open *

Management Fee: 2.45%

Management Expense Ratio¹: 2.79%

UNDERLYING FUND INFORMATION

Name: Manulife Dividend Income Plus Fund

Underlying Fund Manager:

Manulife Investment Management Limited

Portfolio Managers: Prakash Chaudhari,
Jonathan Popper

FUND CODES

Sales option	Fund code	Fund Status
FE	MGF3243	Open
BE	MGF3043	SWO
LL	MGF3143	SWO
NLCB4	MGF5543	SWO
NLCB2	MGF7743	Open

INVESTMENT OBJECTIVE

This Canadian Equity Fund seeks to obtain capital appreciation, preservation and dividend income. The Fund will invest in a diversified portfolio, of which the equity portion will be comprised of mainly Canadian and U.S. equity securities. A portion of the Fund's assets may also be held in securities outside of North America.

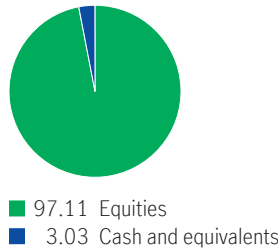
CALENDAR RETURNS ** %

2016	2017	2018	2019	2020	2021	2022	2023	2024
—	—	—	14.76	21.97	20.73	-27.50	20.63	27.34

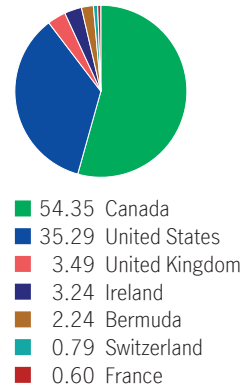
COMPOUND RETURNS ** %

1 mth	3 mths	6 mths	YTD	1 yr	3 yrs	5 yrs	10 yrs	Incept.
-2.21	6.95	15.22	27.34	27.34	3.65	10.40	—	7.52

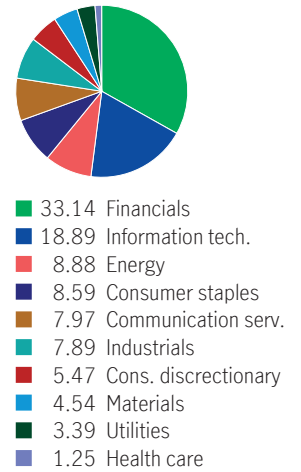
ASSET ALLOCATION %



GEOGRAPHIC ALLOCATION %



SECTOR ALLOCATION %



TOP 10 HOLDINGS %

Constellation Software Inc.	5.08
Berkshire Hathaway Inc. Cl B New	4.92
Microsoft Corp.	4.70
Brookfield Corporation Vtg Shs Cl A	4.51
Alphabet Inc. Cl A	4.05
Alimentation Couche-Tard Inc.	4.02
AutoZone Inc.	3.44
Shopify Inc. Cl A	3.35
Royal Bank of Canada	3.29
Aon PLC Shs Cl A	3.24

Source for all data: Transmission Media, as at December 31, 2024. ±For illustration purposes only. * Open ¹ Estimated MER for the current year. ** Additional fees apply to the IncomePlus and EstatePlus guarantee options and are paid annually out of the Contract. These fees are not reflected in the performance.

Any amount that is allocated to a segregated fund is invested at the risk of the contractholder and may increase or decrease in value. Returns shown are after the MER has been deducted. Performance histories are not indicative of future performance. The Growth of \$10,000 chart shown is used only to illustrate the effects of the compound growth rate and is not intended to reflect future values of the segregated fund. For information on guarantees, fees and expenses that may apply to segregated funds, please read the Information Folder, Contract and Fund Facts of the segregated funds. The Manufacturers Life Insurance Company (Manulife) is the issuer of Manulife segregated fund contracts and the guarantor of any guarantee provisions therein. Manulife Investment Management is a trade name of Manulife. Manulife, Stylized M Design, and Manulife Investment Management & Design are trademarks of The Manufacturers Life Insurance Company and are used by it, and its affiliates under license.