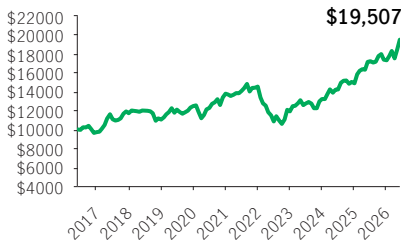


**Manulife World Investment GIF Select**

**GIF SELECT**

InvestmentPlus 75/75 (Front-end, Back-end, Low-load, No-load with CB) · Performance as at May 31, 2026 · Holdings as at April 30, 2026

**GROWTH OF \$10,000 ±**



**INVESTMENT OBJECTIVE**

The Fund seeks to provide long-term growth and capital gains to provide diversification of risk by investing primarily in equities of companies located outside of Canada and the United States.

**CALENDAR RETURNS \*\* %**

2017	2018	2019	2020	2021	2022	2023	2024	2025
20.65	-5.74	12.96	10.50	5.43	-18.04	10.99	12.59	16.35

**COMPOUND RETURNS \*\* %**

1 mth	3 mths	6 mths	YTD	1 yr	3 yrs	5 yrs	10 yrs	Incept.
5.55	6.54	12.16	12.60	13.71	15.75	7.12	6.91	7.36

**OVERVIEW**

**Inception Date:** September 19, 2014

**Asset Class:** International Equity

**Net Assets:** \$131.0 million

**Risk:** Medium



**Fund Status:** Open \*

**Management Fee:** 2.24%

**Management Expense Ratio<sup>1</sup>:** 3.05%

**UNDERLYING FUND INFORMATION**

**Name:** Manulife World Investment Fund

**Underlying Fund Manager:**

Manulife Investment Management Limited

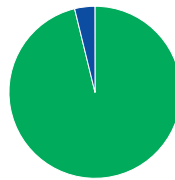
**Portfolio Sub-Advisor:** Mawer Investment Management Ltd.

**Portfolio Management Team:** Mawer Investment Management Ltd.

**FUND CODES**

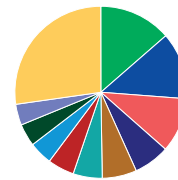
Sales option	Fund code	Fund Status
FE	MGF4250	Open
BE	MGF4251	SWO
LL	MGF4252	SWO
NLCB4	MGF5535	SWO
NLCB2	MGF4257	Open

**ASSET ALLOCATION %**



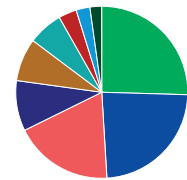
- 96.43 Equities
- 3.82 Cash and equivalents

**GEOGRAPHIC ALLOCATION %**



- 13.61 Japan
- 12.60 United Kingdom
- 10.30 Taiwan
- 6.78 Great Britain
- 6.47 China
- 5.47 Italy
- 5.00 Netherlands
- 4.37 Australia
- 4.23 South Korea
- 3.94 Ireland
- 27.24 Other

**SECTOR ALLOCATION %**



- 25.46 Information tech.
- 23.58 Financials
- 18.68 Industrials
- 9.46 Energy
- 8.07 Communication serv.
- 6.54 Materials
- 3.40 Health care
- 2.59 Consumer staples
- 2.21 Cons. discretionary

**TOP 10 HOLDINGS %**

Taiwan Semiconductor Manufacturing Co. Ltd. Twse Listed Stocks	5.93
Tencent Holdings Ltd. Shs Par New Hkd 0.00002	3.71
Shell PLC Sponsored ADR Sponsored ADR Repstg Ord Sh	3.12
Kioxia Holdings Corporation Com Stk	2.66
Prio S.A. Registered Shares Ordinary Common Shares	2.44
Ahold Delhaize N.V. Royal Ahold N V	2.25
Samsung Electronics Co. Ltd. Samsungelectronics	2.24
BAE SYSTEMS PLC	2.20
Roche Holdings AG	2.11
BHP Group Ltd. Ordinary Fully Paid	2.03

Source for all data: Transmission Media, as at May 31, 2026. ±For illustration purposes only. \* Open <sup>1</sup> Estimated MER for the current year. \*\* Additional fees apply to the IncomePlus and EstatePlus guarantee options and are paid annually out of the Contract. These fees are not reflected in the performance.

Any amount that is allocated to a segregated fund is invested at the risk of the contractholder and may increase or decrease in value. Returns shown are after the MER has been deducted. Performance histories are not indicative of future performance. The Growth of \$10,000 chart shown is used only to illustrate the effects of the compound growth rate and is not intended to reflect future values of the segregated fund. For information on guarantees, fees and expenses that may apply to segregated funds, please read the Information Folder, Contract and Fund Facts of the segregated funds. The Manufacturers Life Insurance Company (Manulife) is the issuer of Manulife segregated fund contracts and the guarantor of any guarantee provisions therein. Manulife Investment Management is a trade name of Manulife. Manulife, Stylized M Design, and Manulife Investment Management & Design are trademarks of The Manufacturers Life Insurance Company and are used by it, and its affiliates under license.