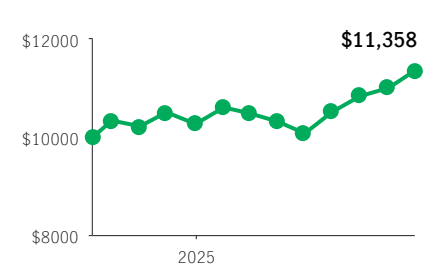


Manulife Smart Global Dividend ETF Portfolio GIF Select

GIF SELECT

InvestmentPlus 75/75 Front-end, Back-end, Low-load, No-load with CB · Performance as at August 31, 2025 · Holdings as at July 31, 2025

GROWTH OF \$10,000 \*



OVERVIEW

**Inception Date:** September 9, 2024

**Asset Class:** Global Equity

**Net Assets:** \$2.5 million

**Risk:** Medium



**Fund Status:** Open \*

**Management Fee:** 2.29%

**Management Expense Ratio<sup>1</sup>:** 2.55%

**Underlying Fund Manager:** Manulife Investment Management Limited

**Portfolio Managers:** Geoffrey Kelley

FUND CODES

Sales option	Fund code	Fund Status
FE	MGF5065	Open
BE	MGF5066	SWO
LL	MGF5067	SWO
NLCB4	MGF5068	SWO
NLCB2	MGF5082	Open

INVESTMENT OBJECTIVE

The Fund seeks to provide a steady flow of income and long-term capital appreciation by investing primarily in underlying exchange traded funds managed by Manulife Investment Management Limited that provide exposure to a diversified portfolio of global dividend paying securities.


CALENDAR RETURNS \*\* %

2016	2017	2018	2019	2020	2021	2022	2023	2024
—	—	—	—	—	—	—	—	—

COMPOUND RETURNS \*\* %


1 mth	3 mths	6 mths	YTD	1 yr	3 yrs	5 yrs	10 yrs	Incept.
3.24	8.04	8.29	10.61	0.00	—	—	—	—

ASSET ALLOCATION %




199.69 Equities

GEOGRAPHIC ALLOCATION %



100.00 Canada

SECTOR ALLOCATION %



100.00 Financials

TOP 10 HOLDINGS %

Manulife Smart Global Dividend ETF Portfolio Com Unit	199.69
---	--------

Source for all data: Transmission Media, as at August 31, 2025. ±For illustration purposes only. \* Open <sup>1</sup> Estimated MER for the current year. \*\* Additional fees apply to the IncomePlus and EstatePlus guarantee options and are paid annually out of the Contract. These fees are not reflected in the performance.

Any amount that is allocated to a segregated fund is invested at the risk of the contractholder and may increase or decrease in value. Returns shown are after the MER has been deducted. Performance histories are not indicative of future performance. The Growth of \$10,000 chart shown is used only to illustrate the effects of the compound growth rate and is not intended to reflect future values of the segregated fund. For information on guarantees, fees and expenses that may apply to segregated funds, please read the Information Folder, Contract and Fund Facts of the segregated funds. The Manufacturers Life Insurance Company (Manulife) is the issuer of Manulife segregated fund contracts and the guarantor of any guarantee provisions therein. Manulife Investment Management is a trade name of Manulife. Manulife, Stylized M Design, and Manulife Investment Management & Design are trademarks of The Manufacturers Life Insurance Company and are used by it, and its affiliates under license.