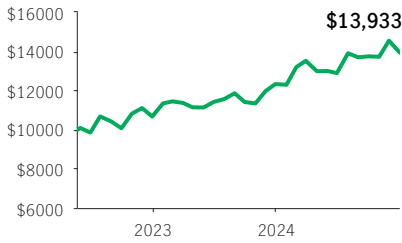


**Manulife U.S. Mid-Cap Equity GIF Select**

**GIF SELECT**

InvestmentPlus 75/75 Front-end, Back-end, Low-load, No-load with CB · Performance as at December 31, 2024 · Holdings as at November 30, 2024

**GROWTH OF \$10,000 \***



**OVERVIEW**

**Inception Date:** May 24, 2022

**Asset Class:** U.S. Equity

**Net Assets:** \$122.0 million

**Risk:** Medium



**Fund Status:** Open \*

**Management Fee:** 2.69%

**Management Expense Ratio<sup>1</sup>:** 3.00%

**UNDERLYING FUND INFORMATION**

**Name:** Manulife U.S. Mid-Cap Equity Fund

**Underlying Fund Manager:**

Manulife Investment Management Limited

**Portfolio Sub-Advisor:** Mawer Investment Management Ltd.

**Portfolio Managers:** Jeffrey Mo

**FUND CODES**

| Sales option | Fund code | Fund Status |
|--------------|-----------|-------------|
| FE           | MGF5072   | Open        |
| BE           | MGF5073   | SWO         |
| LL           | MGF5074   | SWO         |
| NLCB4        | MGF5075   | SWO         |
| NLCB2        | MGF5081   | Open        |

**INVESTMENT OBJECTIVE**

The Fund aims to provide above-average long-term, risk-adjusted returns by investing primarily in equities and equity-related securities of U.S. mid-capitalization entities. Treasury bills or short-term investments, not exceeding three years to maturity, may also be used from time to time.

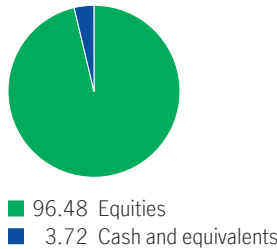
**CALENDAR RETURNS \*\* %**

| 2016 | 2017 | 2018 | 2019 | 2020 | 2021 | 2022 | 2023  | 2024  |
|------|------|------|------|------|------|------|-------|-------|
| —    | —    | —    | —    | —    | —    | —    | 15.52 | 13.01 |

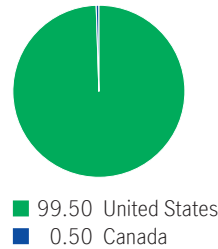
**COMPOUND RETURNS \*\* %**

| 1 mth | 3 mths | 6 mths | YTD   | 1 yr  | 3 yrs | 5 yrs | 10 yrs | Incept. |
|-------|--------|--------|-------|-------|-------|-------|--------|---------|
| -4.20 | 1.36   | 8.10   | 13.01 | 13.01 | —     | —     | —      | 13.57   |

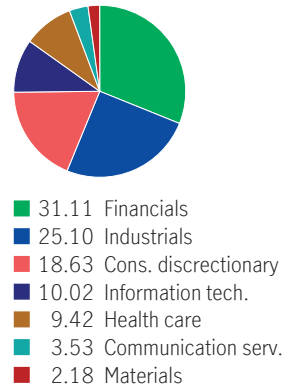
**ASSET ALLOCATION %**



**GEOGRAPHIC ALLOCATION %**



**SECTOR ALLOCATION %**



**TOP 10 HOLDINGS %**

|  |      |
|--|------|
| Corpay, Inc.                           | 5.79 |
| SharkNinja, Inc. Shs                   | 5.20 |
| Interactive Brokers Group, Inc. Cl A - | 4.96 |
| CACI International Inc. Cl A           | 4.08 |
| FTI Consulting Inc.                    | 3.90 |
| First Citizens BancShares Inc. Cl A    | 3.77 |
| ResMed Inc.                            | 3.65 |
| Pathward Financial, Inc.               | 3.63 |
| Valvoline Inc.                         | 3.33 |
| LPL Financial Holdings Inc.            | 3.15 |

Source for all data: Transmission Media, as at December 31, 2024. \* For illustration purposes only. \* Open <sup>1</sup> Estimated MER for the current year. \*\* Additional fees apply to the IncomePlus and EstatePlus guarantee options and are paid annually out of the Contract. These fees are not reflected in the performance.

Any amount that is allocated to a segregated fund is invested at the risk of the contractholder and may increase or decrease in value. Returns shown are after the MER has been deducted. Performance histories are not indicative of future performance. The Growth of \$10,000 chart shown is used only to illustrate the effects of the compound growth rate and is not intended to reflect future values of the segregated fund. For information on guarantees, fees and expenses that may apply to segregated funds, please read the Information Folder, Contract and Fund Facts of the segregated funds. The Manufacturers Life Insurance Company (Manulife) is the issuer of Manulife segregated fund contracts and the guarantor of any guarantee provisions therein. Manulife Investment Management is a trade name of Manulife. Manulife, Stylized M Design, and Manulife Investment Management & Design are trademarks of The Manufacturers Life Insurance Company and are used by it, and its affiliates under license.