

Manulife Balanced Portfolio GIF Select

GIF SELECT

InvestmentPlus 75/100 (Elite) · Performance as at July 31, 2025 · Holdings as at June 30, 2025

GROWTH OF \$10,000 *

Performance cannot be shown until one year after the Fund's inception.

OVERVIEW

Inception Date: November 12, 2024

Asset Class: Global Neutral Balanced

Net Assets: \$754.3 million

Risk: Low to Medium



Fund Status: SWO *

Management Fee: 2.16%

Management Expense Ratio¹: 2.41%

UNDERLYING FUND INFORMATION

Name: Manulife Balanced Portfolio

Underlying Fund Manager:

Manulife Investment Management Limited

Portfolio Managers: Nathan Thooft, James Robertson

FUND CODES

Sales option	Fund code	Fund Status
Elite FE	MGF52824	SWO
Elite BE	MGF52825	SWO
Elite LL	MGF52826	SWO

INVESTMENT OBJECTIVE

This Global Balanced Portfolio aims to provide a combination of long-term capital appreciation with a secondary focus on income generation. The Portfolio seeks to accomplish its objective by primarily investing in securities of Underlying Funds and/or ETFs. These Underlying Funds and/or ETFs generally invest in domestic and global equity securities and/or domestic and global fixed income securities.

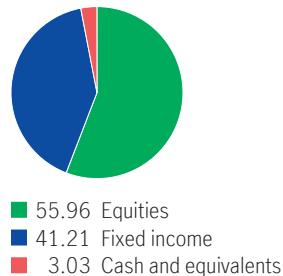
CALENDAR RETURNS ** %

Performance cannot be shown until one year after the Fund's inception.

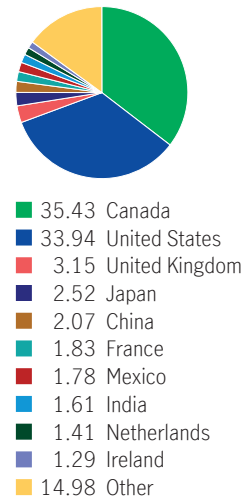
COMPOUND RETURNS ** %

Performance cannot be shown until one year after the Fund's inception.

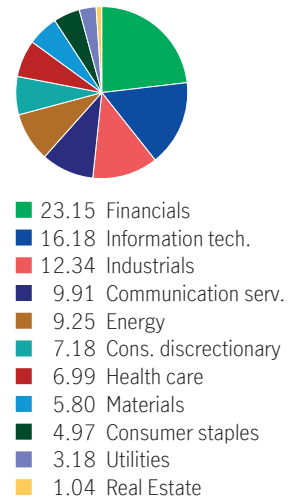
ASSET ALLOCATION %



GEOGRAPHIC ALLOCATION %



SECTOR ALLOCATION %



FIXED INCOME ALLOCATION %

Floating rate bank loans	10.78
Canadian Corporate Bonds	9.91
International Corporate Bonds	8.92
Canadian investment grade bonds	8.61
U.S. high yield bonds	8.38
Canadian provincial bonds	7.78
U.S. Corporate Bonds	6.08
International government bonds	5.38
Canadian government bonds	4.93
Canadian bond funds	4.22

UNDERLYING FUND HOLDINGS %

Manulife Bond Fund	12.41
Manulife Strategic Income Fund	11.63
Manulife U.S. All Cap Equity Fund	5.93
Manulife World Investment Fund	5.56
Manulife Multifactor Canadian Large Cap	5.45
Manulife Fundamental Equity Fund	5.35
MIM Emerging Markets Corporate Debt Pooled Fund	5.28
Manulife Global Dividend Fund	5.25
Manulife Dividend Income Fund	4.90
Manulife Multifactor US Large Cap Index	3.67

Source for all data: Transmission Media, as at July 31, 2025. ±For illustration purposes only. * Open to switches-in only ¹ Estimated MER for the current year. ** Additional fees apply to the IncomePlus and EstatePlus guarantee options and are paid annually out of the Contract. These fees are not reflected in the performance.

Any amount that is allocated to a segregated fund is invested at the risk of the contractholder and may increase or decrease in value. Returns shown are after the MER has been deducted. Performance histories are not indicative of future performance. The Growth of \$10,000 chart shown is used only to illustrate the effects of the compound growth rate and is not intended to reflect future values of the segregated fund. For information on guarantees, fees and expenses that may apply to segregated funds, please read the Information Folder, Contract and Fund Facts of the segregated funds. The Manufacturers Life Insurance Company (Manulife) is the issuer of Manulife segregated fund contracts and the guarantor of any guarantee provisions therein. Manulife Investment Management is a trade name of Manulife. Manulife, Stylized M Design, and Manulife Investment Management & Design are trademarks of The Manufacturers Life Insurance Company and are used by it, and its affiliates under license.