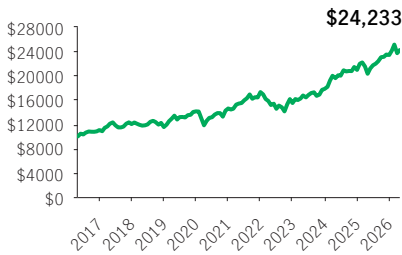


Manulife Global Dividend GIF Select

GIF SELECT

InvestmentPlus 75/75 (Elite) · Performance as at April 30, 2026 · Holdings as at March 31, 2026

GROWTH OF \$10,000 *



INVESTMENT OBJECTIVE

The Fund seeks long-term capital appreciation by investing primarily in a diversified portfolio of dividend paying global equity securities.

CALENDAR RETURNS ** %

2017	2018	2019	2020	2021	2022	2023	2024	2025
8.90	-4.09	22.39	3.38	18.47	-10.39	15.01	17.54	11.72

COMPOUND RETURNS ** %

1 mth	3 mths	6 mths	YTD	1 yr	3 yrs	5 yrs	10 yrs	Incept.
2.22	0.33	4.88	3.51	19.26	13.12	9.48	9.26	9.07

OVERVIEW

Inception Date: September 19, 2014

Asset Class: Global Equity

Net Assets: \$80.7 million

Risk: Medium

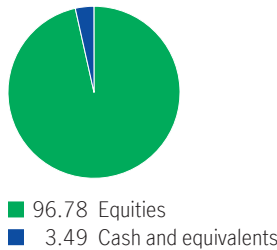


Fund Status: ADO *

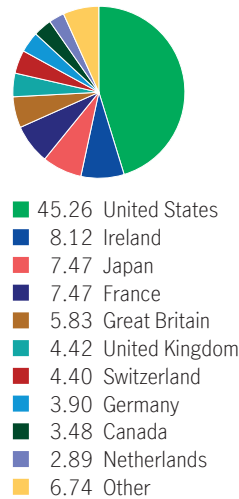
Management Fee: 1.56%

Management Expense Ratio¹: 2.30%

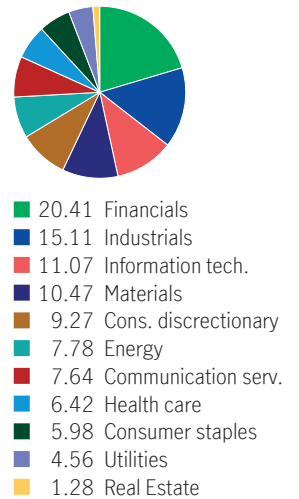
ASSET ALLOCATION %



GEOGRAPHIC ALLOCATION %



SECTOR ALLOCATION %



UNDERLYING FUND INFORMATION

Name: Manulife Global Dividend Fund

Underlying Fund Manager:

Manulife Investment Management Limited

Portfolio Sub-Advisor: Manulife Investment Management (US) LLC

Portfolio Management Team: Manulife Global Quality Value Team

TOP 10 HOLDINGS %

Microsoft Corp.	3.63
TotalEnergies SE Totalenergies Se	2.49
CRH PLC Shs	2.27
International Flavors & Fragrances Inc.	2.09
American Electric Power Co. Inc.	2.08
Alphabet Inc. Cl A	2.04
National Grid PLC Ord Gbp0.12431289	2.01
Deutsche Telekom AG Deutsche Telekom	2.00
Agnamens Aktien O N	
Taiwan Semiconductor Manufacturing Co. Ltd. Twse Listed Stocks	1.99
Medtronic PLC Shs	1.87

FUND CODES

Sales option	Fund code	Fund Status
Elite FE	MGF5322	ADO
Elite BE	MGF5522	SWO
Elite LL	MGF5622	SWO

Source for all data: Transmission Media, as at April 30, 2026. ±For illustration purposes only. * Open to additional deposits and switches into existing contracts only ¹ Estimated MER for the current year. ** Additional fees apply to the IncomePlus and EstatePlus guarantee options and are paid annually out of the Contract. These fees are not reflected in the performance.

Any amount that is allocated to a segregated fund is invested at the risk of the contractholder and may increase or decrease in value. Returns shown are after the MER has been deducted. Performance histories are not indicative of future performance. The Growth of \$10,000 chart shown is used only to illustrate the effects of the compound growth rate and is not intended to reflect future values of the segregated fund. For information on guarantees, fees and expenses that may apply to segregated funds, please read the Information Folder, Contract and Fund Facts of the segregated funds. The Manufacturers Life Insurance Company (Manulife) is the issuer of Manulife segregated fund contracts and the guarantor of any guarantee provisions therein. Manulife Investment Management is a trade name of Manulife. Manulife, Stylized M Design, and Manulife Investment Management & Design are trademarks of The Manufacturers Life Insurance Company and are used by it, and its affiliates under license.