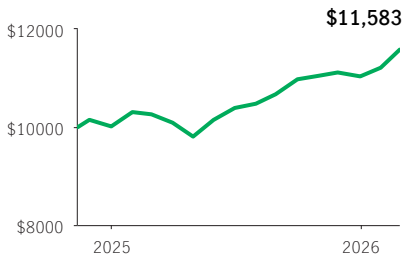


**Manulife Growth Portfolio GIF Select**

**GIF SELECT**

InvestmentPlus 75/100 (Front-end, Back-end, Low-load, No-load with CB) · Performance as at February 28, 2026 · Holdings as at January 31, 2026

**GROWTH OF \$10,000 ±**



**INVESTMENT OBJECTIVE**

This Global Equity Portfolio aims to achieve long-term capital appreciation. The Portfolio seeks to accomplish its objective by primarily investing in securities of Underlying Funds and/or ETFs. These Underlying Funds and/or ETFs generally invest in domestic and global equity securities and/or domestic and global fixed income securities.

**CALENDAR RETURNS \*\* %**

2017	2018	2019	2020	2021	2022	2023	2024	2025
—	—	—	—	—	—	—	—	10.19

**COMPOUND RETURNS \*\* %**

1 mth	3 mths	6 mths	YTD	1 yr	3 yrs	5 yrs	10 yrs	Incept.
3.30	4.20	8.54	4.96	12.88	—	—	—	—

**OVERVIEW**

**Inception Date:** November 12, 2024

**Asset Class:** Global Equity Balanced

**Net Assets:** \$364.5 million

**Risk:** Low to Medium

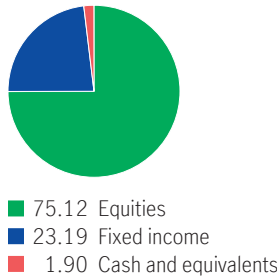


**Fund Status:** Open \*

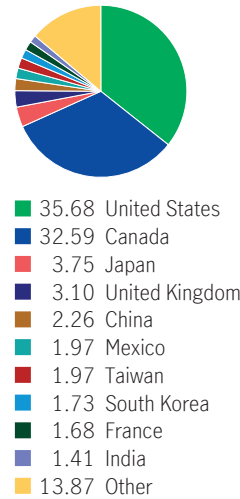
**Management Fee:** 2.79%

**Management Expense Ratio<sup>1</sup>:** 3.10%

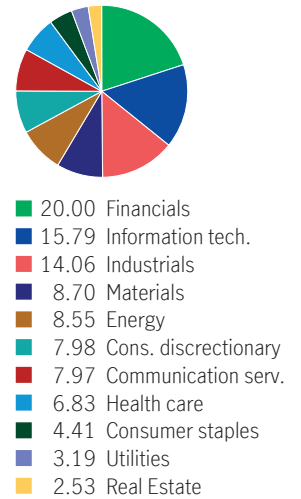
**ASSET ALLOCATION %**



**GEOGRAPHIC ALLOCATION %**



**SECTOR ALLOCATION %**



**UNDERLYING FUND INFORMATION**

**Name:** Manulife Growth Portfolio

**Underlying Fund Manager:**

Manulife Investment Management Limited

**Portfolio Management Team:** Manulife

Multi-Asset Solutions Team

**FIXED INCOME ALLOCATION %**

Canadian Corporate Bonds	14.73
Canadian investment grade bonds	11.67
International Corporate Bonds	10.89
U.S. Corporate Bonds	9.10
Floating rate bank loans	9.07
Canadian provincial bonds	8.60
U.S. high yield bonds	7.17
International government bonds	5.05
U.S. government bonds	3.60
Canadian government bonds	3.05

**UNDERLYING FUND HOLDINGS %**

Manulife Multifactor Canadian Large Cap	7.09
Manulife Fundamental Equity Fund	6.77
MIM Global Small Cap Equity Pooled Fund	6.26
Manulife U.S. All Cap Equity Fund	6.19
Manulife Bond Fund	5.91
Manulife Global Dividend Fund	5.88
Manulife Dividend Income Fund	5.32
Manulife Strategic Income Fund	5.22
Manulife Growth Opportunities Fund	5.22
Manulife World Investment Fund	4.53

**FUND CODES**

Sales option	Fund code	Fund Status
FE	MGF52855	Open
BE	MGF52856	SWO
LL	MGF52857	SWO
NLCB4	MGF55527	SWO
NLCB2	MGF57524	Open

Source for all data: Transmission Media, as at February 28, 2026. ±For illustration purposes only. \* Open <sup>1</sup> Estimated MER for the current year. \*\* Additional fees apply to the IncomePlus and EstatePlus guarantee options and are paid annually out of the Contract. These fees are not reflected in the performance.

Any amount that is allocated to a segregated fund is invested at the risk of the contractholder and may increase or decrease in value. Returns shown are after the MER has been deducted. Performance histories are not indicative of future performance. The Growth of \$10,000 chart shown is used only to illustrate the effects of the compound growth rate and is not intended to reflect future values of the segregated fund. For information on guarantees, fees and expenses that may apply to segregated funds, please read the Information Folder, Contract and Fund Facts of the segregated funds. The Manufacturers Life Insurance Company (Manulife) is the issuer of Manulife segregated fund contracts and the guarantor of any guarantee provisions therein. Manulife Investment Management is a trade name of Manulife. Manulife, Stylized M Design, and Manulife Investment Management & Design are trademarks of The Manufacturers Life Insurance Company and are used by it, and its affiliates under license.