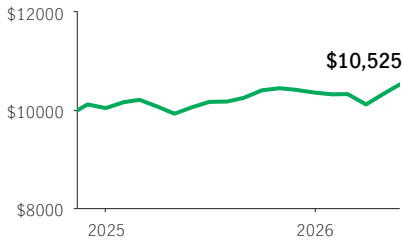


Manulife Yield Opportunities GIF Select

GIF SELECT

InvestmentPlus 75/100 (Front-end, Back-end, Low-load, No-load with CB) · Performance as at May 31, 2026 · Holdings as at April 30, 2026

GROWTH OF \$10,000 ±



OVERVIEW

Inception Date: November 12, 2024

Asset Class:

Global Fixed Income Balanced

Net Assets: \$283.5 million

Risk: Low to Medium



Fund Status: Open †

Management Fee: 2.48%

Management Expense Ratio¹: 2.76%

UNDERLYING FUND INFORMATION

Name: Manulife Yield Opportunities Fund

Underlying Fund Manager:

Manulife Investment Management Limited

Portfolio Management Team: Manulife Canadian Fixed Income Team

FUND CODES

Sales option	Fund code	Fund Status
FE	MGF58009	Open
BE	MGF58109	SWO
LL	MGF58209	SWO
NLCB4	MGF55509	SWO
NLCB2	MGF55609	Open

INVESTMENT OBJECTIVE

This Balanced Fund's primary objective is to generate income and its secondary objective is long term capital appreciation. The Fund will seek to achieve its objective by investing directly in a diversified portfolio primarily consisting of Canadian and/or global fixed income and/or equity securities. The Fund may also indirectly invest in such securities through investments in other investment funds.

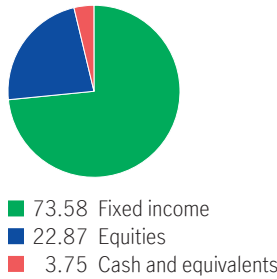
CALENDAR RETURNS ** %

2017	2018	2019	2020	2021	2022	2023	2024	2025
—	—	—	—	—	—	—	—	3.15

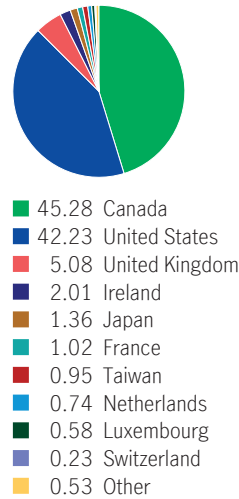
COMPOUND RETURNS ** %

1 mth	3 mths	6 mths	YTD	1 yr	3 yrs	5 yrs	10 yrs	Incept.
1.91	1.91	1.06	1.61	4.67	—	—	—	3.34

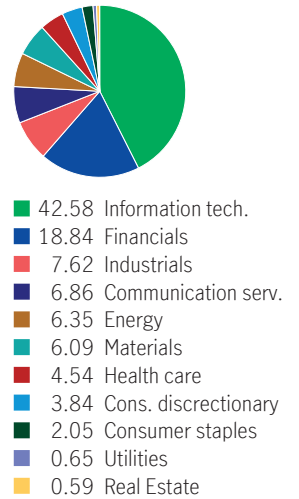
ASSET ALLOCATION %



GEOGRAPHIC ALLOCATION %



SECTOR ALLOCATION %



FIXED INCOME ALLOCATION %

Floating rate bank loans	28.56
U.S. Corporate Bonds	17.13
Canadian Corporate Bonds	11.29
U.S. high yield bonds	8.86
International government bonds	5.62
U.S. government bonds	5.33
Canadian high yield bonds	4.24
International Corporate Bonds	3.87
Canadian investment grade bonds	3.06
U.S. federal bonds	2.67

TOP 10 HOLDINGS %

Enbridge Inc. (FRN), 8.25%, 1/15/2084	2.01
HM Treasury, 4.38%, 7/31/2054	1.90
United States Treasury Note, 4.25%, 8/15/2054	1.54
United States Treasury Note, 4.75%, 8/15/2055	1.31
Brookfield Finance Inc. (FRN), 6.3%, 1/15/2055	1.22
Constellation Software Inc.	1.09
Telus Corp. (FRN), 6.63%, 10/15/2055	1.09
United States Treasury Note, 5%, 5/15/2045	1.07
NVIDIA Corp.	1.07
TransCanada Trust (FRN), 4.2%, 3/4/2081	1.01

Source for all data: Transmission Media, as at May 31, 2026. ±For illustration purposes only. † Open † Estimated MER for the current year. ** Additional fees apply to the IncomePlus and EstatePlus guarantee options and are paid annually out of the Contract. These fees are not reflected in the performance.

Any amount that is allocated to a segregated fund is invested at the risk of the contractholder and may increase or decrease in value. Returns shown are after the MER has been deducted. Performance histories are not indicative of future performance. The Growth of \$10,000 chart shown is used only to illustrate the effects of the compound growth rate and is not intended to reflect future values of the segregated fund. For information on guarantees, fees and expenses that may apply to segregated funds, please read the Information Folder, Contract and Fund Facts of the segregated funds. The Manufacturers Life Insurance Company (Manulife) is the issuer of Manulife segregated fund contracts and the guarantor of any guarantee provisions therein. Manulife Investment Management is a trade name of Manulife. Manulife, Stylized M Design, and Manulife Investment Management & Design are trademarks of The Manufacturers Life Insurance Company and are used by it, and its affiliates under license.