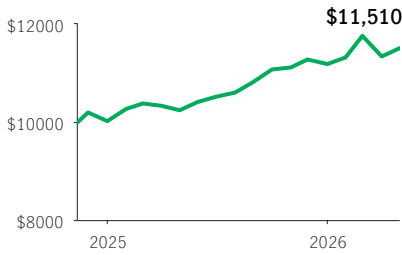


Manulife Fidelity Monthly Income GIF Select

GIF SELECT

InvestmentPlus 75/100 (Front-end, Back-end, Low-load, No-load with CB) · Performance as at April 30, 2026 · Holdings as at March 31, 2026

GROWTH OF \$10,000 ±



INVESTMENT OBJECTIVE

The Fund aims to achieve a combination of a steady flow of income and the potential for capital gains. It invests primarily in a mix of Canadian equity securities, Canadian fixed income securities, U.S. commercial mortgage-backed securities, and U.S. higher yielding, lower quality fixed income securities, preferred stocks and convertible securities. The Fund can invest in these securities either directly or indirectly through investments in underlying funds.

CALENDAR RETURNS ** %

2017	2018	2019	2020	2021	2022	2023	2024	2025
—	—	—	—	—	—	—	—	11.63

COMPOUND RETURNS ** %

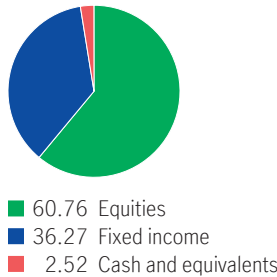
1 mth	3 mths	6 mths	YTD	1 yr	3 yrs	5 yrs	10 yrs	Incept.
1.49	1.68	3.56	2.90	12.37	—	—	—	10.05

OVERVIEW

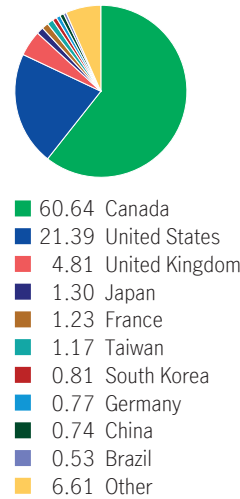
Inception Date: November 12, 2024
Asset Class: Canadian Neutral Balanced
Net Assets: \$600.7 million
Risk: Low to Medium

Fund Status: Open *
Management Fee: 2.77%
Management Expense Ratio¹: 3.09%

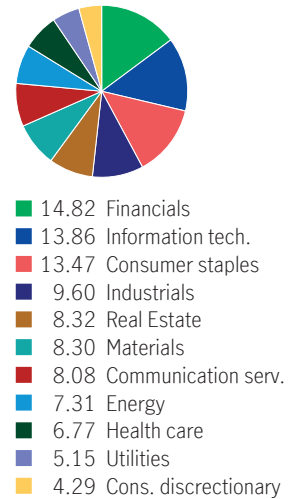
ASSET ALLOCATION %



GEOGRAPHIC ALLOCATION %



SECTOR ALLOCATION %



UNDERLYING FUND INFORMATION

Name: Fidelity Monthly Income Fund
Underlying Fund Manager:
 Fidelity Investments Canada ULC

FUND CODES

Sales option	Fund code	Fund Status
FE	MGF58064	Open
BE	MGF58164	SWO
LL	MGF58264	SWO
NLCB4	MGF55564	SWO
NLCB2	MGF56364	Open

FIXED INCOME ALLOCATION %

Canadian government bonds	25.91
Canadian provincial bonds	17.21
Canadian Corporate Bonds	10.69
International government bonds	9.10
Canadian investment grade bonds	7.79
U.S. government bonds	6.77
U.S. Corporate Bonds	5.38
U.S. Mortgage-backed Securities	5.18
U.S. high yield bonds	2.08
International investment grade bonds	1.66

TOP 10 HOLDINGS %

ISHARES CORE MSCI EAFE	3.01
iShares Comex Gold Trust ETF	2.62
Royal Bank of Canada	1.48
Constellation Software Inc.	1.38
Alimentation Couche-Tard Inc.	1.38
United States Treasury Note, 4.38%, 5/15/2034	1.14
Canadian National Railway Company	1.12
BCE Inc. Com New	1.08
British American Tobacco PLC Shs	1.05
Taiwan Semiconductor Manufacturing Co. Ltd. Twse Listed Stocks	0.94

Source for all data: Transmission Media, as at April 30, 2026. ±For illustration purposes only. * Open ¹ Estimated MER for the current year. ** Additional fees apply to the IncomePlus and EstatePlus guarantee options and are paid annually out of the Contract. These fees are not reflected in the performance.

Any amount that is allocated to a segregated fund is invested at the risk of the contractholder and may increase or decrease in value. Returns shown are after the MER has been deducted. Performance histories are not indicative of future performance. The Growth of \$10,000 chart shown is used only to illustrate the effects of the compound growth rate and is not intended to reflect future values of the segregated fund. For information on guarantees, fees and expenses that may apply to segregated funds, please read the Information Folder, Contract and Fund Facts of the segregated funds. The Manufacturers Life Insurance Company (Manulife) is the issuer of Manulife segregated fund contracts and the guarantor of any guarantee provisions therein. Manulife Investment Management is a trade name of Manulife. Manulife, Stylized M Design, and Manulife Investment Management & Design are trademarks of The Manufacturers Life Insurance Company and are used by it, and its affiliates under license.