

**Manulife Global Equity Class GIF Select**

**GIF SELECT**

InvestmentPlus 75/100 Front-end, Back-end, Low-load, No-load with CB · Performance as at July 31, 2025 · Holdings as at June 30, 2025

**GROWTH OF \$10,000 \***

Performance cannot be shown until one year after the Fund's inception.

**OVERVIEW**

**Inception Date:** November 12, 2024

**Asset Class:** Global Equity

**Net Assets:** \$510.6 million

**Risk:** Medium



**Fund Status:** Open \*

**Management Fee:** 3.31%

**Management Expense Ratio<sup>1</sup>:** 3.68%

**UNDERLYING FUND INFORMATION**

**Name:** Manulife Global Equity Class

**Underlying Fund Manager:**

Manulife Investment Management Limited

**Portfolio Sub-Advisor:** Mawer Investment

Management Ltd.

**Portfolio Managers:** Paul Moroz, Christian

Deckart

**FUND CODES**

Sales option	Fund code	Fund Status
FE	MGF59917	Open
BE	MGF51117	SWO
LL	MGF53217	SWO
NLCB4	MGF55517	SWO
NLCB2	MGF57517	Open

**INVESTMENT OBJECTIVE**

The Fund aims to obtain long-term capital growth. The Fund seeks to provide above average long-term returns by investing in securities of companies around the world.

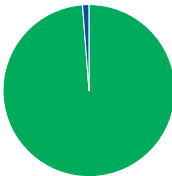
**CALENDAR RETURNS \*\* %**

Performance cannot be shown until one year after the Fund's inception.

**COMPOUND RETURNS \*\* %**

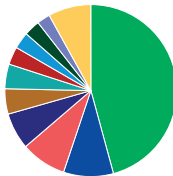
Performance cannot be shown until one year after the Fund's inception.

**ASSET ALLOCATION %**



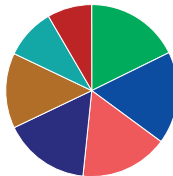
- 98.92 Equities
- 1.20 Cash and equivalents

**GEOGRAPHIC ALLOCATION %**



- 45.76 United States
- 9.40 Canada
- 8.56 France
- 6.87 United Kingdom
- 4.76 Netherlands
- 4.64 Switzerland
- 3.36 Germany
- 3.12 Norway
- 3.01 Ireland
- 2.47 Japan
- 8.04 Other

**SECTOR ALLOCATION %**



- 17.72 Communication serv.
- 17.38 Financials
- 16.54 Information tech.
- 16.27 Industrials
- 14.16 Cons. discretionary
- 9.53 Consumer staples
- 8.39 Health care

**TOP 10 HOLDINGS %**

Publicis Groupe S.A. Publicis Groupe	5.30
Microsoft Corp.	5.06
Marsh & McLennan Cos.	4.37
Booking Holdings Inc.	4.25
Alimentation Couche-Tard Inc.	3.63
Alphabet Inc. Cap Stk Cl C	3.44
CGI Inc. Cl A Sub Vtg	3.08
Wolters Kluwer N.V. Shs	3.07
Amazon.com Inc.	3.00
Berkshire Hathaway Inc. Cl A	2.83

Source for all data: Transmission Media, as at July 31, 2025. ±For illustration purposes only. \* Open <sup>1</sup> Estimated MER for the current year. \*\* Additional fees apply to the IncomePlus and EstatePlus guarantee options and are paid annually out of the Contract. These fees are not reflected in the performance.

Any amount that is allocated to a segregated fund is invested at the risk of the contractholder and may increase or decrease in value. Returns shown are after the MER has been deducted. Performance histories are not indicative of future performance. The Growth of \$10,000 chart shown is used only to illustrate the effects of the compound growth rate and is not intended to reflect future values of the segregated fund. For information on guarantees, fees and expenses that may apply to segregated funds, please read the Information Folder, Contract and Fund Facts of the segregated funds. The Manufacturers Life Insurance Company (Manulife) is the issuer of Manulife segregated fund contracts and the guarantor of any guarantee provisions therein. Manulife Investment Management is a trade name of Manulife. Manulife, Stylized M Design, and Manulife Investment Management & Design are trademarks of The Manufacturers Life Insurance Company and are used by it, and its affiliates under license.