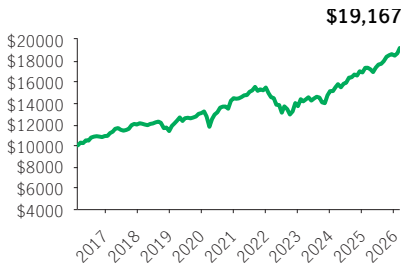


**Manulife Simplicity Global Balanced Portfolio GIF Select**

**GIF SELECT**

InvestmentPlus 75/75 (F-Class) · Performance as at February 28, 2026 · Holdings as at January 31, 2026

**GROWTH OF \$10,000 ±**



**INVESTMENT OBJECTIVE**

The Portfolio aims to obtain long term returns consistent with safety of capital. It is a strategic asset allocation portfolio. It invests its assets in other mutual funds (the “Underlying Funds”) focusing on global equity and fixed income funds. The portfolio advisor may move up to 25% of the net assets of the Portfolio into cash if it feels that market conditions warrant.

**CALENDAR RETURNS \*\* %**

2017	2018	2019	2020	2021	2022	2023	2024	2025
9.95	-5.13	14.95	10.73	6.93	-11.34	10.30	11.66	9.38

**COMPOUND RETURNS \*\* %**

1 mth	3 mths	6 mths	YTD	1 yr	3 yrs	5 yrs	10 yrs	Incept.
2.70	3.12	6.93	3.90	10.74	10.67	5.86	6.72	6.77

**OVERVIEW**

**Inception Date:** October 18, 2010

**Asset Class:** Global Neutral Balanced

**Net Assets:** \$496.8 million

**Risk:** Low to Medium



**Fund Status:** Open \*

**Management Fee:** 1.36%

**Management Expense Ratio<sup>1</sup>:** 1.79%

**UNDERLYING FUND INFORMATION**

**Name:** Manulife Simplicity Global Balanced Portfolio

**Underlying Fund Manager:**

Manulife Investment Management Limited

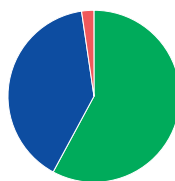
**Portfolio Sub-Advisor:** Manulife Investment Management (US) LLC

**Portfolio Management Team:** Manulife Multi-Asset Solutions Team

**FUND CODES**

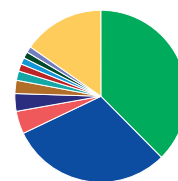
Sales option	Fund code	Fund Status
F-Class	MGF6007	Open

**ASSET ALLOCATION %**



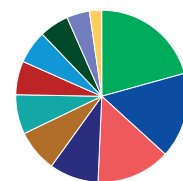
- 58.02 Equities
- 39.89 Fixed income
- 2.33 Cash and equivalents

**GEOGRAPHIC ALLOCATION %**



- 37.58 Canada
- 30.33 United States
- 4.27 United Kingdom
- 3.33 Japan
- 2.48 France
- 1.76 Taiwan
- 1.37 China
- 1.24 South Korea
- 1.22 Italy
- 1.15 Australia
- 15.26 Other

**SECTOR ALLOCATION %**



- 20.70 Financials
- 16.08 Information tech.
- 13.92 Industrials
- 9.24 Energy
- 7.93 Cons. discretionary
- 7.42 Health care
- 6.33 Materials
- 6.22 Communication serv.
- 5.57 Utilities
- 4.29 Consumer staples
- 2.30 Real Estate

**FIXED INCOME ALLOCATION %**

Canadian Corporate Bonds	14.83
Floating rate bank loans	13.56
Canadian provincial bonds	12.51
U.S. Corporate Bonds	8.16
Canadian investment grade bonds	7.59
International Corporate Bonds	6.64
International government bonds	5.83
U.S. high yield bonds	5.40
U.S. government bonds	5.14
Canadian government bonds	4.46

**UNDERLYING FUND HOLDINGS %**

Manulife Bond Fund	15.50
Manulife Strategic Income Fund	10.49
Manulife Multifactor Canadian Large Cap	6.86
Manulife Fundamental Equity Fund	6.43
Manulife U.S. All Cap Equity Fund	6.31
Manulife Covered Call U.S. Equity Fund	5.94
Manulife Smart International Dividend ETF	5.12
Manulife Multifactor Developed International	5.05
Manulife Global Listed Infrastructure Fund	5.05
Manulife Core Plus Bond Fund	5.01

Source for all data: Transmission Media, as at February 28, 2026. ±For illustration purposes only. \* Open <sup>1</sup> Estimated MER for the current year. \*\* Additional fees apply to the IncomePlus and EstatePlus guarantee options and are paid annually out of the Contract. These fees are not reflected in the performance.

Any amount that is allocated to a segregated fund is invested at the risk of the contractholder and may increase or decrease in value. Returns shown are after the MER has been deducted. Performance histories are not indicative of future performance. The Growth of \$10,000 chart shown is used only to illustrate the effects of the compound growth rate and is not intended to reflect future values of the segregated fund. For information on guarantees, fees and expenses that may apply to segregated funds, please read the Information Folder, Contract and Fund Facts of the segregated funds. The Manufacturers Life Insurance Company (Manulife) is the issuer of Manulife segregated fund contracts and the guarantor of any guarantee provisions therein. Manulife Investment Management is a trade name of Manulife. Manulife, Stylized M Design, and Manulife Investment Management & Design are trademarks of The Manufacturers Life Insurance Company and are used by it, and its affiliates under license.