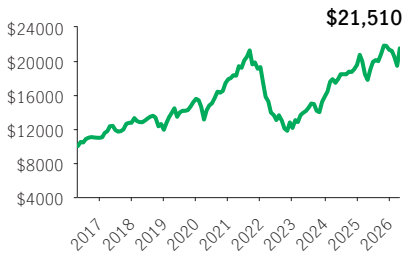


Manulife Invesco Global Select Equity GIF Select

GIF SELECT

InvestmentPlus 75/75 (F-Class) · Performance as at April 30, 2026 · Holdings as at March 31, 2026

GROWTH OF \$10,000 ±



INVESTMENT OBJECTIVE

The Fund seeks to achieve strong capital growth with a high degree of reliability over the long term. The Fund invests primarily in equities of companies anywhere in the world.

CALENDAR RETURNS ** %

2017	2018	2019	2020	2021	2022	2023	2024	2025
16.07	-6.42	30.55	14.86	7.95	-37.11	30.12	23.90	9.03

COMPOUND RETURNS ** %

1 mth	3 mths	6 mths	YTD	1 yr	3 yrs	5 yrs	10 yrs	Incept.
10.60	1.41	-1.46	0.84	20.92	15.64	2.08	7.96	9.51

OVERVIEW

Inception Date: October 18, 2010

Asset Class: Global Equity

Net Assets: \$52.5 million

Risk: Medium



Fund Status: Open *

Management Fee: 1.80%

Management Expense Ratio¹: 2.18%

UNDERLYING FUND INFORMATION

Name: Invesco Global Select Equity Fund

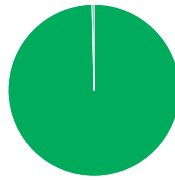
Underlying Fund Manager:

Invesco Canada Ltd.

FUND CODES

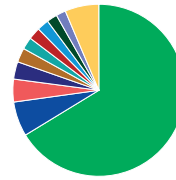
Sales option	Fund code	Fund Status
F-Class	MGF6044	Open

ASSET ALLOCATION %



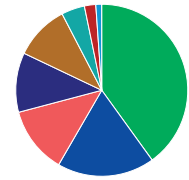
- 99.63 Equities
- 0.36 Cash and equivalents

GEOGRAPHIC ALLOCATION %



- 66.29 United States
- 6.52 Taiwan
- 4.28 Netherlands
- 3.27 India
- 2.69 Canada
- 2.29 Switzerland
- 2.28 France
- 2.23 Japan
- 1.97 Germany
- 1.82 China
- 6.37 Other

SECTOR ALLOCATION %



- 40.06 Information tech.
- 18.31 Communication serv.
- 12.53 Health care
- 11.18 Financials
- 10.32 Cons. discretionary
- 4.37 Industrials
- 2.14 Real Estate
- 1.10 Materials

TOP 10 HOLDINGS %

Alphabet Inc. Cl A	9.59
Taiwan Semiconductor Manufacturing Co. Ltd. Twse Listed Stocks	6.52
NVIDIA Corp.	5.68
Meta Platforms Inc. Cl A	5.08
Lam Research Corp. Com New	4.99
Broadcom Inc.	3.75
S&P Global Inc.	3.65
Analog Devices Inc.	3.36
Visa Inc. Com Cl A	3.25
Eli Lilly & Co.	3.07

Source for all data: Transmission Media, as at April 30, 2026. ±For illustration purposes only. * Open ¹ Estimated MER for the current year. ** Additional fees apply to the IncomePlus and EstatePlus guarantee options and are paid annually out of the Contract. These fees are not reflected in the performance.

Any amount that is allocated to a segregated fund is invested at the risk of the contractholder and may increase or decrease in value. Returns shown are after the MER has been deducted. Performance histories are not indicative of future performance. The Growth of \$10,000 chart shown is used only to illustrate the effects of the compound growth rate and is not intended to reflect future values of the segregated fund. For information on guarantees, fees and expenses that may apply to segregated funds, please read the Information Folder, Contract and Fund Facts of the segregated funds. The Manufacturers Life Insurance Company (Manulife) is the issuer of Manulife segregated fund contracts and the guarantor of any guarantee provisions therein. Manulife Investment Management is a trade name of Manulife. Manulife, Stylized M Design, and Manulife Investment Management & Design are trademarks of The Manufacturers Life Insurance Company and are used by it, and its affiliates under license.