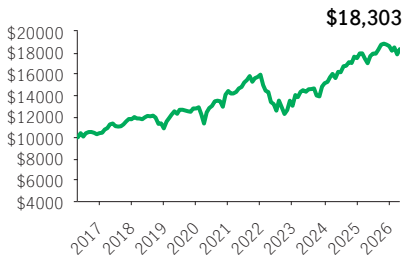


Manulife Focused Bundle GIF Select

GIF SELECT

InvestmentPlus 75/75 (F-Class) · Performance as at April 30, 2026 · Holdings as at March 31, 2026

GROWTH OF \$10,000 ±



INVESTMENT OBJECTIVE

The objective of this fund is to provide growth and interest income by investing in a bundle of underlying Manulife mutual funds.

CALENDAR RETURNS ** %

2017	2018	2019	2020	2021	2022	2023	2024	2025
12.53	-7.30	17.26	12.95	10.72	-18.43	16.35	15.64	6.52

COMPOUND RETURNS ** %

1 mth	3 mths	6 mths	YTD	1 yr	3 yrs	5 yrs	10 yrs	Incept.
2.76	0.79	-2.77	-1.57	7.80	8.22	4.61	6.23	5.44

OVERVIEW

Inception Date: October 18, 2010

Asset Class: Canadian Equity Balanced

Net Assets: \$20.6 million

Risk: Medium



Fund Status: Open *

Management Fee: 1.12%

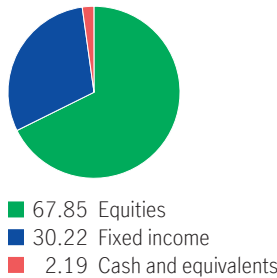
Management Expense Ratio¹: 1.88%

Fund Manager: Manulife

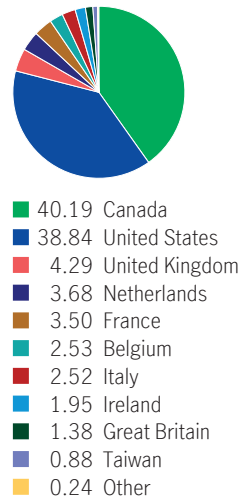
FUND CODES

Sales option	Fund code	Fund Status
F-Class	MGF6065	Open

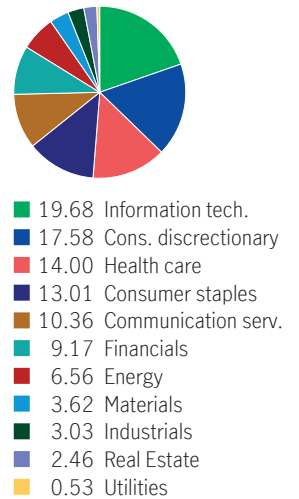
ASSET ALLOCATION %



GEOGRAPHIC ALLOCATION %



SECTOR ALLOCATION %



FIXED INCOME ALLOCATION %

Canadian provincial bonds	26.29
Canadian Corporate Bonds	19.90
Floating rate bank loans	19.35
Canadian investment grade bonds	10.99
Canadian government bonds	10.32
Canadian municipal bonds	2.18
U.S. Corporate Bonds	1.92
U.S. government bonds	1.72
Canadian agency bonds	1.66
U.S. investment grade bonds	1.45

UNDERLYING FUND HOLDINGS %

Manulife Global Franchise Fund	49.90
Manulife Bond Fund	30.58
Manulife Dividend Income Plus Fund	19.90

Source for all data: Transmission Media, as at April 30, 2026. ±For illustration purposes only. * Open ¹ Estimated MER for the current year. ** Additional fees apply to the IncomePlus and EstatePlus guarantee options and are paid annually out of the Contract. These fees are not reflected in the performance.

Any amount that is allocated to a segregated fund is invested at the risk of the contractholder and may increase or decrease in value. Returns shown are after the MER has been deducted. Performance histories are not indicative of future performance. The Growth of \$10,000 chart shown is used only to illustrate the effects of the compound growth rate and is not intended to reflect future values of the segregated fund. For information on guarantees, fees and expenses that may apply to segregated funds, please read the Information Folder, Contract and Fund Facts of the segregated funds. The Manufacturers Life Insurance Company (Manulife) is the issuer of Manulife segregated fund contracts and the guarantor of any guarantee provisions therein. Manulife Investment Management is a trade name of Manulife. Manulife, Stylized M Design, and Manulife Investment Management & Design are trademarks of The Manufacturers Life Insurance Company and are used by it, and its affiliates under license.