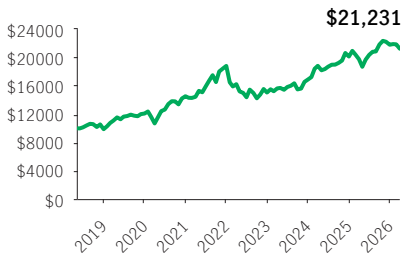


Manulife U.S. Dividend Income GIF Select

GIF SELECT

InvestmentPlus 75/75 (Elite) · Performance as at March 31, 2026 · Holdings as at February 28, 2026

GROWTH OF \$10,000 ±



INVESTMENT OBJECTIVE

The Fund seeks to achieve a combination of capital growth and income. The Fund invests primarily in a diversified portfolio of U.S. equity and equity-type securities and other income producing investments.

CALENDAR RETURNS ** %

2017	2018	2019	2020	2021	2022	2023	2024	2025
—	—	22.40	20.18	29.48	-19.98	12.07	19.38	8.27

COMPOUND RETURNS ** %

1 mth	3 mths	6 mths	YTD	1 yr	3 yrs	5 yrs	10 yrs	Incept.
-2.85	-2.60	-2.74	-2.60	7.47	10.75	8.01	—	10.03

OVERVIEW

Inception Date: May 14, 2018

Asset Class: U.S. Equity

Net Assets: \$557.5 million

Risk: Medium



Fund Status: ADO *

Management Fee: 1.46%

Management Expense Ratio¹: 2.16%

UNDERLYING FUND INFORMATION

Name: Manulife U.S. Dividend Income Fund

Underlying Fund Manager:

Manulife Investment Management Limited

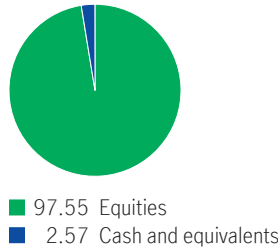
Portfolio Management Team: Manulife

Essential Equity Team

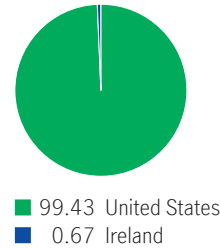
FUND CODES

Sales option	Fund code	Fund Status
Elite FE	MGF6855	ADO
Elite BE	MGF6655	SWO
Elite LL	MGF6755	SWO

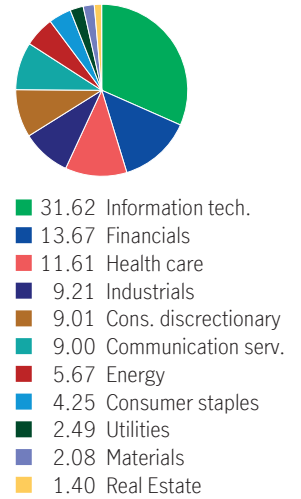
ASSET ALLOCATION %



GEOGRAPHIC ALLOCATION %



SECTOR ALLOCATION %



TOP 10 HOLDINGS %

NVIDIA Corp.	7.54
Apple Inc.	6.81
Alphabet Inc. Cl A	5.62
Microsoft Corp.	3.98
Amazon.com Inc.	2.98
Berkshire Hathaway Inc. Cl B New	2.69
Broadcom Inc.	2.60
JPMorgan Chase & Co.	2.45
Federal Home Loan Banks, 3/2/2026	2.41
Johnson & Johnson	2.31

Source for all data: Transmission Media, as at March 31, 2026. ±For illustration purposes only. * Open to additional deposits and switches into existing contracts only ¹ Estimated MER for the current year. ** Additional fees apply to the IncomePlus and EstatePlus guarantee options and are paid annually out of the Contract. These fees are not reflected in the performance.

Any amount that is allocated to a segregated fund is invested at the risk of the contractholder and may increase or decrease in value. Returns shown are after the MER has been deducted. Performance histories are not indicative of future performance. The Growth of \$10,000 chart shown is used only to illustrate the effects of the compound growth rate and is not intended to reflect future values of the segregated fund. For information on guarantees, fees and expenses that may apply to segregated funds, please read the Information Folder, Contract and Fund Facts of the segregated funds. The Manufacturers Life Insurance Company (Manulife) is the issuer of Manulife segregated fund contracts and the guarantor of any guarantee provisions therein. Manulife Investment Management is a trade name of Manulife. Manulife, Stylized M Design, and Manulife Investment Management & Design are trademarks of The Manufacturers Life Insurance Company and are used by it, and its affiliates under license.