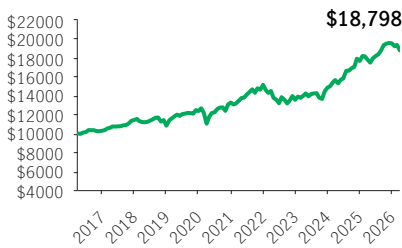


Manulife Monthly High Income GIF Select

GIF SELECT

IncomePlus v2.1 (F-Class) · Performance as at March 31, 2026 · Holdings as at February 28, 2026

GROWTH OF \$10,000 ±



INVESTMENT OBJECTIVE

This Balanced Fund aims to provide steady flow of monthly income and capital growth. The Fund invests primarily in Canadian fixed income and large-cap Canadian equity securities. The Fund may also invest in securities of royalty trusts and real estate investment trusts ("REITs").

CALENDAR RETURNS ** %

2017	2018	2019	2020	2021	2022	2023	2024	2025
11.09	-5.25	14.37	7.20	14.14	-10.50	9.37	19.22	10.55

COMPOUND RETURNS ** %

1 mth	3 mths	6 mths	YTD	1 yr	3 yrs	5 yrs	10 yrs	Incept.
-2.98	-3.82	-2.90	-3.82	5.58	10.39	6.91	6.52	7.69

OVERVIEW

Inception Date: April 30, 2012

Asset Class: Canadian Neutral Balanced

Net Assets: \$3.5 billion

Risk: Low to Medium



Fund Status: SWO *

Management Fee: 1.25%

Management Expense Ratio¹: 1.55%

Fund Fee Rate^{*}: 1.15%

AWARDS



UNDERLYING FUND INFORMATION

Name: Manulife Monthly High Income Fund

Underlying Fund Manager:

Manulife Investment Management Limited

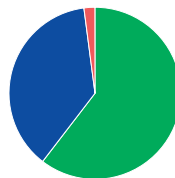
Portfolio Management Team: Manulife

Essential Equity Team

FUND CODES

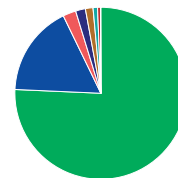
Sales option	Fund code	Fund Status
F-Class	MGF7319	SWO

ASSET ALLOCATION %



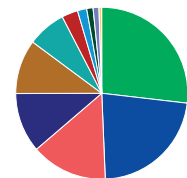
- 60.41 Equities
- 37.51 Fixed income
- 2.07 Cash and equivalents

GEOGRAPHIC ALLOCATION %



- 75.71 Canada
- 17.10 United States
- 2.45 Ireland
- 1.85 France
- 1.44 United Kingdom
- 0.85 Netherlands
- 0.54 Bermuda
- 0.06 Australia

SECTOR ALLOCATION %



- 26.84 Information tech.
- 22.51 Financials
- 14.38 Materials
- 11.23 Industrials
- 10.19 Energy
- 7.27 Communication serv.
- 3.03 Cons. discretionary
- 1.73 Utilities
- 1.19 Real Estate
- 1.11 Health care
- 0.51 Consumer staples

FIXED INCOME ALLOCATION %

Canadian Corporate Bonds	34.07
Floating rate bank loans	28.53
Canadian investment grade bonds	25.88
U.S. Corporate Bonds	3.86
Preferred stocks	1.99
Canadian Asset-backed Securities	1.84
Canadian high yield bonds	1.51
U.S. investment grade bonds	0.80
International investment grade bonds	0.49
Canadian government bonds	0.47

TOP 10 HOLDINGS %

Constellation Software Inc.	2.86
Microsoft Corp.	2.83
Royal Bank of Canada	2.50
Open Text Corp.	2.07
WSP Global Inc.	1.88
Shopify Inc. CI A Sub Vtg Shs	1.85
Toronto-Dominion Bank Com New	1.79
Publicis Groupe S.A. Publicis Groupe	1.77
Accenture PLC Shs Class A	1.50
Agnico-Eagle Mines Ltd.	1.46

Source for all data: Transmission Media, as at March 31, 2026. ±For illustration purposes only. * Open to switches-in only. ¹ Estimated MER for the current year. * Fund Fee Rates are used to calculate the applicable Series fee and depend on the volatility of the Fund, all as described in the applicable Information Folder and Contract. The Series fee is in addition to the MER. ** Additional fees apply to the IncomePlus and EstatePlus guarantee options and are paid annually out of the Contract. These fees are not reflected in the performance.

Any amount that is allocated to a segregated fund is invested at the risk of the contractholder and may increase or decrease in value. Returns shown are after the MER has been deducted. Performance histories are not indicative of future performance. The Growth of \$10,000 chart shown is used only to illustrate the effects of the compound growth rate and is not intended to reflect future values of the segregated fund. For information on guarantees, fees and expenses that may apply to segregated funds, please read the Information Folder, Contract and Fund Facts of the segregated funds. The FundGrade A+® rating is used with permission from Funddata Canada Inc., all rights reserved. Funddata is a leading provider of market and investment funds data to the Canadian financial services industry and business media. The Fund-Grade A+® rating identifies funds that have consistently demonstrated the best risk-adjusted returns throughout an entire calendar year. For more information on the rating system, please visit <https://www.funddata.com/fundgrade>. The Manufacturers Life Insurance Company (Manulife) is the issuer of Manulife segregated fund contracts and the guarantor of any guarantee provisions therein. Manulife Investment Management is a trade name of Manulife. Manulife, Stylized M Design, and Manulife Investment Management & Design are trademarks of The Manufacturers Life Insurance Company and are used by it, and its affiliates under license.