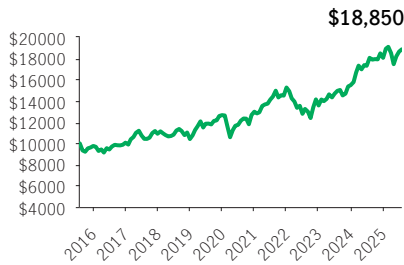


Manulife Global Dividend GIF Select

GIF SELECT

InvestmentPlus 75/75 Front-end, Back-end, Low-load, No-load with CB · Performance as at July 31, 2025 · Holdings as at June 30, 2025

GROWTH OF \$10,000 *



OVERVIEW

Inception Date: September 19, 2014

Asset Class: Global Equity

Net Assets: \$75.9 million

Risk: Medium

Fund Status: Open *

Management Fee: 2.19%

Management Expense Ratio¹: 3.09%

UNDERLYING FUND INFORMATION

Name: Manulife Global Dividend Fund

Underlying Fund Manager:

Manulife Investment Management Limited

Portfolio Sub-Advisor: Manulife Investment Management (US) LLC

Portfolio Managers: Paul Boyne

FUND CODES

Sales option	Fund code	Fund Status
FE	MGF5022	Open
BE	MGF5122	SWO
LL	MGF5222	SWO
NLCB4	MGF5541	SWO
NLCB2	MGF7441	Open

INVESTMENT OBJECTIVE

The Fund seeks long-term capital appreciation by investing primarily in a diversified portfolio of dividend paying global equity securities.

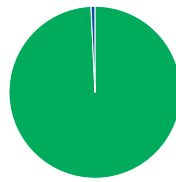
CALENDAR RETURNS ** %

2016	2017	2018	2019	2020	2021	2022	2023	2024
3.13	8.33	-4.58	21.65	2.57	17.53	-11.09	14.11	16.60

COMPOUND RETURNS ** %

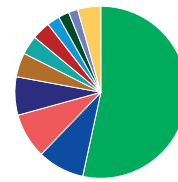
1 mth	3 mths	6 mths	YTD	1 yr	3 yrs	5 yrs	10 yrs	Incept.
1.15	7.98	-0.33	4.43	4.41	12.49	9.21	6.54	8.04

ASSET ALLOCATION %



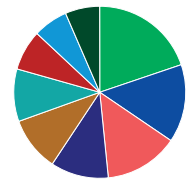
- 99.53 Equities
- 0.73 Cash and equivalents

GEOGRAPHIC ALLOCATION %



- 53.39 United States
- 8.81 France
- 8.51 Japan
- 7.19 Ireland
- 4.55 Netherlands
- 3.56 Germany
- 3.48 Switzerland
- 2.39 South Korea
- 2.02 United Kingdom
- 1.75 Taiwan
- 4.35 Other

SECTOR ALLOCATION %



- 19.82 Financials
- 14.68 Industrials
- 13.92 Information tech.
- 10.89 Cons. discretionary
- 10.21 Health care
- 9.87 Consumer staples
- 7.59 Communication serv.
- 6.53 Materials
- 6.49 Energy

TOP 10 HOLDINGS %

Microsoft Corp.	4.06
Philip Morris International Inc.	3.42
ING Groep N.V. Ing Groep N V	3.16
TotalEnergies SE Totalenergies Se	2.58
Wells Fargo & Co. Com, 12/31/2099	2.55
Medtronic PLC Shs	2.42
Samsung Electronics Co. Ltd.	2.40
Samsungelectronics 1p	
L3Harris Technologies Inc.	2.40
ConocoPhillips	2.39
Publicis Groupe S.A. Publicis Groupe	2.18

Source for all data: Transmission Media, as at July 31, 2025. ±For illustration purposes only. * Open ¹ Estimated MER for the current year. ** Additional fees apply to the IncomePlus and EstatePlus guarantee options and are paid annually out of the Contract. These fees are not reflected in the performance.

Any amount that is allocated to a segregated fund is invested at the risk of the contractholder and may increase or decrease in value. Returns shown are after the MER has been deducted. Performance histories are not indicative of future performance. The Growth of \$10,000 chart shown is used only to illustrate the effects of the compound growth rate and is not intended to reflect future values of the segregated fund. For information on guarantees, fees and expenses that may apply to segregated funds, please read the Information Folder, Contract and Fund Facts of the segregated funds. The Manufacturers Life Insurance Company (Manulife) is the issuer of Manulife segregated fund contracts and the guarantor of any guarantee provisions therein. Manulife Investment Management is a trade name of Manulife. Manulife, Stylized M Design, and Manulife Investment Management & Design are trademarks of The Manufacturers Life Insurance Company and are used by it, and its affiliates under license.