

Manulife Strategic Investment Grade Global Bond GIF Select

GIF SELECT

InvestmentPlus 75/75 (Front-end, Back-end, Low-load, No-load with CB) · Performance as at February 28, 2026 · Holdings as at January 31, 2026

GROWTH OF \$10,000 ±



INVESTMENT OBJECTIVE

The Fund seeks to provide income with an emphasis on capital preservation by investing primarily in investment-grade government and corporate debt securities from developed and emerging markets globally.

CALENDAR RETURNS ** %

2017	2018	2019	2020	2021	2022	2023	2024	2025
0.89	-1.25	4.83	6.11	-3.01	-10.11	3.74	2.26	2.79

COMPOUND RETURNS ** %

1 mth	3 mths	6 mths	YTD	1 yr	3 yrs	5 yrs	10 yrs	Incept.
1.47	0.84	2.06	1.75	3.43	3.48	-0.35	0.77	0.94


OVERVIEW

Inception Date: April 30, 2015

Asset Class: Multi-Sector Fixed Income

Net Assets: \$1.9 million

Risk: Low

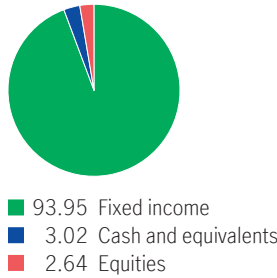


Fund Status: Open *

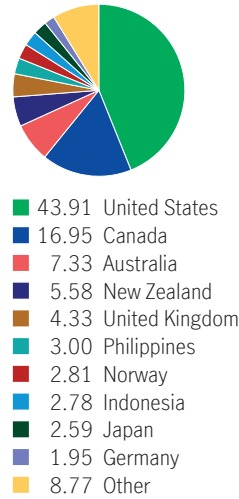
Management Fee: 1.36%

Management Expense Ratio¹: 2.22%

ASSET ALLOCATION %



GEOGRAPHIC ALLOCATION %



UNDERLYING FUND INFORMATION

Name: Manulife Strategic Investment Grade Global Bond Fund

Underlying Fund Manager:

Manulife Investment Management Limited

Portfolio Sub-Advisor: Manulife Investment Management (US) LLC

Portfolio Management Team: Manulife Global Multi-Sector Fixed Income Team

FUND CODES

Sales option	Fund code	Fund Status
FE	MGF8311	Open
BE	MGF8321	SWO
LL	MGF8331	SWO
NLCB4	MGF5511	SWO
NLCB2	MGF7811	Open

FIXED INCOME ALLOCATION %

International government bonds	33.25
Floating rate bank loans	13.74
U.S. investment grade bonds	11.65
U.S. Mortgage-backed Securities	11.07
U.S. government bonds	6.07
U.S. Corporate Bonds	3.61
Canadian provincial bonds	3.55
U.S. high yield bonds	3.53
International Corporate Bonds	3.18
International investment grade bonds	2.56

TOP 10 HOLDINGS %

American International Group Inc., 8.18%, 5/15/2068	1.95
New Zealand, 3.5%, 4/14/2033	1.81
United States Treasury Note, 3.5%, 2/15/2033	1.32
Ministry of Finance Japan, 0.6%, 12/1/2026	1.28
United States Treasury Note, 2%, 2/15/2050	1.16
United States Treasury Note, 3%, 2/15/2049	1.07
New Zealand, 4.25%, 5/15/2034	1.02
NextEra Energy Inc. Corp Unit, 7.23%	1.01
Freeport-McMoRan Inc., 5.45%, 3/15/2043	0.98
United States Treasury Note, 2.75%, 8/15/2032	0.96

Source for all data: Transmission Media, as at February 28, 2026. ±For illustration purposes only. * Open ¹ Estimated MER for the current year. ** Additional fees apply to the IncomePlus and EstatePlus guarantee options and are paid annually out of the Contract. These fees are not reflected in the performance.

Any amount that is allocated to a segregated fund is invested at the risk of the contractholder and may increase or decrease in value. Returns shown are after the MER has been deducted. Performance histories are not indicative of future performance. The Growth of \$10,000 chart shown is used only to illustrate the effects of the compound growth rate and is not intended to reflect future values of the segregated fund. For information on guarantees, fees and expenses that may apply to segregated funds, please read the Information Folder, Contract and Fund Facts of the segregated funds. The Manufacturers Life Insurance Company (Manulife) is the issuer of Manulife segregated fund contracts and the guarantor of any guarantee provisions therein. Manulife Investment Management is a trade name of Manulife. Manulife, Stylized M Design, and Manulife Investment Management & Design are trademarks of The Manufacturers Life Insurance Company and are used by it, and its affiliates under license.