

Fund Facts — GIF Select

Manulife Strategic Income GIF Select

Quick Facts

Date Fund Available: October 2009

Underlying Fund Manager: Manulife Investment Management Limited

Total Fund Value: \$857,683,693

Date Fund Created: April 2006

Total Units Outstanding: 49,283,868

Portfolio Turnover Rate: 9.97%

Guarantee option	Minimum investment (\$)	MER (%)	Management fee (%)	Net asset value per unit (\$)	Units outstanding
InvestmentPlus	2,500	2.24	1.74	16.8816	29,829,050

Contracts opened on or after October 28, 2013 will not have access to funds in the IncomePlus Series unless it is a sale resulting from a transfer from an existing contract that holds the IncomePlus Series. EstatePlus Series only available to clients with GIF Select contracts opened on or before May 13, 2016. For information on Elite and F-Class sales charge options, refer to page 3.

What does the fund invest in?

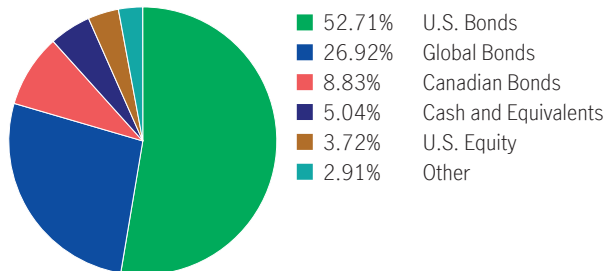
This segregated fund has a “fund-of-fund” structure and invests into the Manulife Strategic Income Fund. The underlying mutual fund trust holds primarily foreign fixed income investments.

Top 10 investments (of the underlying fund)

United States Treasury Note, 3%, 2/15/2049	1.44%
United States Treasury Note, 2.38%, 5/15/2029	1.40%
United States Treasury Note, 4.38%, 2/15/2038	0.84%
Japan, 0.1%, 12/20/2023	0.81%
HCA Inc., 3.5%, 9/1/2030	0.77%
Gov. of Canada, 0%, 11/1/2022	0.74%
United States Treasury Note, 2.75%, 11/15/2042	0.73%
Indonesia, 6.5%, 6/15/2025	0.70%
Bausch Health Cos. Inc., 5.25%, 1/30/2030	0.67%
United States Treasury Note, 2%, 11/15/2026	0.65%
Total	8.75%

Total investments: 548

Investment Segmentation



Are there any guarantees?

This fund is being offered under an insurance contract. It comes with guarantees that may protect your investment if the markets go down. The MER includes a separate insurance fee that is charged for the guarantees. For details, please refer to the Information Folder and Contract.

Who is this fund for?

This fund may be right for a person seeking interest income with an emphasis on capital preservation.

How has the fund performed?

This section tells you how the fund has performed over the past 10 years for a contractholder who has chosen InvestmentPlus Series. Returns are after the MER has been deducted.

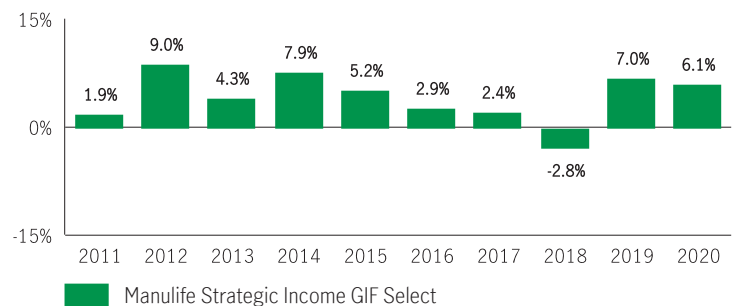
It's important to note that this doesn't tell you how the fund will perform in the future. Also, your actual return will depend on the guarantee option and sales charge option you choose and on your personal tax situation.

Average return

A person who invested \$1,000 in the fund and chose the InvestmentPlus Series 10 years ago has \$1,528.10 on December 31, 2020. This works out to an average of 4.33% per year.

Year-by-year returns Any values close to zero may not be visible.

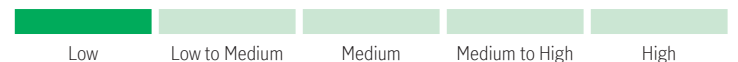
This chart shows how the fund has performed in each of the past 10 years for a contractholder who chose the InvestmentPlus Series. In the last 10 years the fund was up in value 9 years and down in value 1 year.



For illustration purposes only. Actual segregated fund performance could be expected to vary and will depend on the guarantee option you choose.

How risky is it?

The value of your investments can go down. Please see the Information Folder for further details.



How much does it cost?

The following tables show the fees and expenses you could pay to invest in or sell units of the fund, and will depend on the guarantee option and sales charge option you choose. The ongoing fees and expenses are different for each guarantee option.

1. Sales Charges

Sales charge option	What you pay	How it works
Front End Sales Charge	Up to 5.0% of the amount you invest	<ul style="list-style-type: none"> You and your advisor decide on the rate The initial sales charge is deducted from the amount you invest. It is paid as a commission
Deferred Sales Charge (DSC)	If you sell within: 1 year of buying 5.50% 2 years of buying 5.00% 3 years of buying 5.00% 4 years of buying 4.00% 5 years of buying 4.00% 6 years of buying 3.00% 7 years of buying 2.00% After 7 years 0.00%	When you invest, Manulife pays a commission of 2.5%. Any sales charge you pay goes to Manulife.
Low Load Sales Charge	If you sell within: 1 year of buying 2.50% 2 years of buying 2.00% 3 years of buying 1.50% After 3 years 0.00%	When you invest, Manulife pays a commission of 1.0%. Any sales charge you pay goes to Manulife.
No Load Sales Charge	There are no charges to you.	When you invest, Manulife pays a commission of up to 3.0%. If you sell units within the first 4 years from deposit, your servicing advisor may have to return a portion of the commission to Manulife.

2. Ongoing Fund Expenses

The management expense ratio (MER) includes the management fee and operating expenses of the fund and, if applicable, any underlying fund(s). The MER includes the insurance cost for the guarantee. You don't pay these expenses directly. MERs and guarantee fees affect you because they reduce the return you get on your investment. For details about how the guarantees work, see your Information Folder and Contract.

Trailing commission

Manulife pays a trailing commission of up to 0.50% of the value of your investments each year for as long as you own the fund. It is for the services and advice your advisor provides to you. The trailing commission is paid out of the management fee. You don't pay these expenses directly. The rate depends on the sales charge option you choose.

Guarantee option	MER (Annual rate as a % of the fund value)	Management fee (%)	Fund fee rate (%)
InvestmentPlus	2.24	1.74	—

3. Other Fees

Trading Fees apply to all guarantee options and sales charge options and are paid to Manulife.

Fee	What you pay
Frequent Trading Fee	2% of the value of units you trade for switches exceeding 5 per year.
Early Withdrawal Fee	2% of the value of units you sell or transfer within 90 days of buying them.

What if I change my mind?

You can change your mind about your investment in a fund within two business days of the earlier of the date you received confirmation or five business days after it is mailed. You can also change your mind about subsequent transactions you make under the contract within two business days of the earlier of the date you received confirmation or five business days after it is mailed. In this case, the right to cancel only applies to the new transaction.

You have to tell us in writing that you want to cancel. The amount returned will be the lesser of the amount you invested, or the value of the fund if it has gone down. The amount returned only applies to the specific transaction and will include a refund of any sales charges or other fees you paid.

Objective and Strategy

Unless otherwise noted, the investment objective of the underlying fund is the same or substantially similar as the segregated fund objective. Refer to the underlying fund Prospectus and/or the Investment Policy Statement (IPS) for the complete objective and strategy of the underlying fund.

Objective: This Fixed Income Fund aims to generate income with an emphasis on capital preservation. This Fund invests primarily in government and corporate debt securities from developed and emerging markets. It also invests in U.S. government and agency securities and high yield bonds. The Fund may also invest in preferred shares and other types of debt securities.

Strategy: This Fund will invest in units of the underlying mutual fund or a substantially similar fund.

Information specific to Elite and F-Class sales charge options

Elite

This section shows the information specific to the Elite sales charge option of this fund. When investing a minimum of \$1 million dollars you may qualify for Elite pricing which offers a lower management expense ratio than other sales charge options in the same product.

What you pay

- For the Elite front-end sales charge option, you pay up to 3.0% of the amount you invest.
- For the Elite back-end and Elite low-load sales charge options, refer to the sales charge table on page 2 for details.
- These are separate fees in addition to the MER.

Guarantee option	Minimum investment (\$)	MER (%)	Management fee (%)	Net asset value per unit (\$)	Units outstanding
InvestmentPlus	1,000,000	1.71	1.33	16.0367	493,036

F-Class

This section shows the information specific to the F-Class sales charge option of this fund. Funds in the F-Class sales charge option are available for investors who have fee-based or wrap accounts with their dealer.

What you pay

- Sales charges are generally negotiated between you and your dealer
- Collection of these fees will occur within the dealer account and not from the contract
- These are separate fees in addition to the MER

Guarantee option	Minimum investment (\$)	MER (%)	Management fee (%)	Net asset value per unit (\$)	Units outstanding
InvestmentPlus	2,500	1.58	1.19	16.2672	30,996

For more information

This summary may not contain all the information you need. Please read the Information Folder and Contract or you may contact us at:

Manulife

500 King Street North, Waterloo ON N2J4C6
www.manulifeim.ca
Canada, Outside of Quebec 1-888-790-4387
Quebec & French Business 1-800-355-6776

Manulife Investment Management is a trade name of The Manufacturers Life Insurance Company. The Manufacturers Life Insurance Company (Manulife) is the issuer of insurance contracts containing Manulife segregated funds and the guarantor of any guarantee provisions therein. Manulife, Manulife Investment Management, the Stylized M Design, and Manulife Investment Management & Stylized M Design are trademarks of The Manufacturers Life Insurance Company and are used by it, and by its affiliates under license.