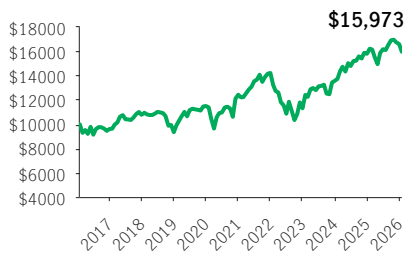


## Manulife Global Franchise GIF Select

GIF SELECT

InvestmentPlus 75/75 (Front-end, Back-end, Low-load, No-load with CB) · Performance as at January 31, 2026 · Holdings as at December 31, 2025

### GROWTH OF \$10,000 \*



### OVERVIEW

**Inception Date:** April 30, 2010

**Asset Class:** Global Equity

**Net Assets:** \$2.6 million

**Risk:** Medium



**Fund Status:** Open \*

**Management Fee:** 2.19%

**Management Expense Ratio<sup>1</sup>:** 3.05%

### UNDERLYING FUND INFORMATION

**Name:** Manulife Global Franchise Fund

**Underlying Fund Manager:**

Manulife Investment Management Limited

**Portfolio Sub-Advisor:** Manulife Investment Management (US) LLC

**Portfolio Management Team:** Manulife U.S.

Core Value Equity Team

### FUND CODES

Sales option	Fund code	Fund Status
FE	MGF8058	Open
BE	MGF8158	SWO
LL	MGF8258	SWO
NLCB4	MGF5558	SWO
NLCB2	MGF7558	Open

### INVESTMENT OBJECTIVE

The Fund seeks to provide capital appreciation over the medium to longer term by primarily investing in equity and equity-type securities of multinational companies throughout the world. It may also invest in companies that the portfolio sub-advisors expect will achieve multinational status. Income will not be a prime consideration for securityholders in the Fund.

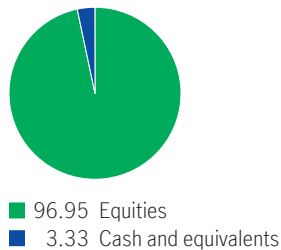
### CALENDAR RETURNS \*\* %

2017	2018	2019	2020	2021	2022	2023	2024	2025
12.19	-13.25	23.02	8.08	14.40	-20.43	19.87	16.53	5.03

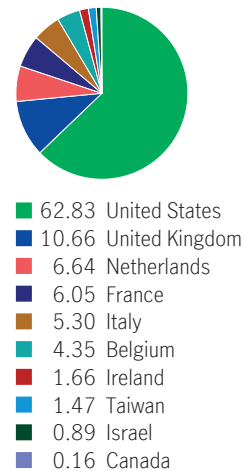
### COMPOUND RETURNS \*\* %

1 mth	3 mths	6 mths	YTD	1 yr	3 yrs	5 yrs	10 yrs	Incept.
-3.80	-5.83	-0.86	-3.80	-1.55	8.75	5.50	4.79	4.27

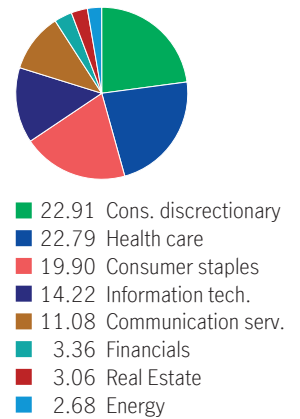
### ASSET ALLOCATION %



### GEOGRAPHIC ALLOCATION %



### SECTOR ALLOCATION %



### TOP 10 HOLDINGS %

Amazon.com Inc.	8.24
Danone Shs	4.98
Elanco Animal Health Inc.	4.91
Anheuser-Busch InBev S.A./N.V. Shs	4.36
UnitedHealth Group Inc.	4.34
Formula One Group Com Liberty Formula One Ser A	3.57
Heineken Holding N.V. Heineken Holding	3.40
Exor N.V. Ord Shs Exor Holding Nv	3.26
Comcast Corp. Cl A	3.03
Ferrari N.V. Ferrari N V	3.03

Source for all data: Transmission Media, as at January 31, 2026. ±For illustration purposes only. \* Open <sup>1</sup> Estimated MER for the current year. \*\* Additional fees apply to the IncomePlus and EstatePlus guarantee options and are paid annually out of the Contract. These fees are not reflected in the performance.

Any amount that is allocated to a segregated fund is invested at the risk of the contractholder and may increase or decrease in value. Returns shown are after the MER has been deducted. Performance histories are not indicative of future performance. The Growth of \$10,000 chart shown is used only to illustrate the effects of the compound growth rate and is not intended to reflect future values of the segregated fund. For information on guarantees, fees and expenses that may apply to segregated funds, please read the Information Folder, Contract and Fund Facts of the segregated funds. The Manufacturers Life Insurance Company (Manulife) is the issuer of Manulife segregated fund contracts and the guarantor of any guarantee provisions therein. Manulife Investment Management is a trade name of Manulife. Manulife, Stylized M Design, and Manulife Investment Management & Design are trademarks of The Manufacturers Life Insurance Company and are used by it, and its affiliates under license.