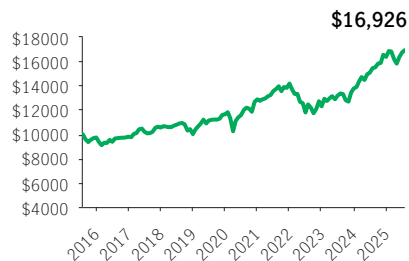


## Manulife Fidelity Disciplined Equity Bundle GIF Select

GIF SELECT

InvestmentPlus 75/75 Front-end, Back-end, Low-load, No-load with CB · Performance as at July 31, 2025 · Holdings as at June 30, 2025

### GROWTH OF \$10,000 \*



### OVERVIEW

**Inception Date:** October 2, 2009

**Asset Class:** Global Equity Balanced

**Net Assets:** \$245.1 million

**Risk:** Medium



**Fund Status:** Open \*

**Management Fee:** 1.89%

**Management Expense Ratio<sup>1</sup>:** 2.92%

**Fund Manager:** Manulife

**Portfolio Sub-Advisor:** Fidelity Investments

### FUND CODES

Sales option	Fund code	Fund Status
FE	MGF8066	Open
BE	MGF8166	SWO
LL	MGF8266	SWO
NLCB4	MGF5766	SWO
NLCB2	MGF7766	Open

### INVESTMENT OBJECTIVE

The bundle is an investment solution that incorporates components from three Fidelity Mutual Funds including a global equity fund, a Canadian equity fund, and a fixed income fund. Typically, this fund will maintain an asset mix of approximately 20% fixed income investments and 80% equities.

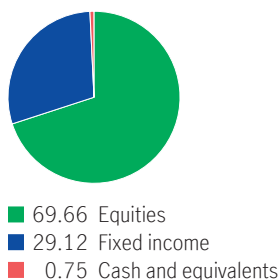
### CALENDAR RETURNS \*\* %

2016	2017	2018	2019	2020	2021	2022	2023	2024
0.63	7.65	-5.10	16.33	10.59	10.11	-13.23	11.91	18.92

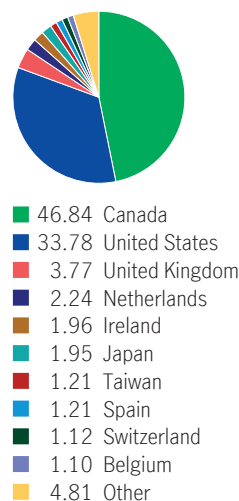
### COMPOUND RETURNS \*\* %

1 mth	3 mths	6 mths	YTD	1 yr	3 yrs	5 yrs	10 yrs	Incept.
1.12	7.01	0.43	3.38	9.56	10.75	7.11	5.40	6.57

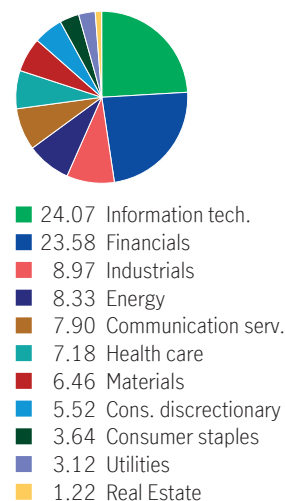
### ASSET ALLOCATION %



### GEOGRAPHIC ALLOCATION %



### SECTOR ALLOCATION %



### FIXED INCOME ALLOCATION %

Canadian provincial bonds	26.15
Canadian government bonds	26.06
Canadian investment grade bonds	20.23
Canadian Corporate Bonds	13.33
Canadian Mortgage-backed Securities	2.65
Canadian municipal bonds	1.92
U.S. investment grade bonds	1.69
Securitized	1.68
International investment grade bonds	1.54
Canadian Asset-backed Securities	1.45

### UNDERLYING FUND HOLDINGS %

Fidelity Global Disciplined Equity® Fund	50.77
Fidelity Canadian Bond Fund	29.41
Fidelity Canadian Disciplined Equity Fund	19.95

### TOP 10 SECURITIES OF LARGEST FUND HOLDING %

NVIDIA Corp.	6.09
Apple Inc.	3.97
Microsoft Corp.	3.64
Amazon.com Inc.	2.92
Taiwan Semiconductor Manufacturing Co. Ltd. Twse Listed Stocks	2.38
Trane Technologies PLC Shs	2.25
Alphabet Inc. Cap Stk Cl C	2.02
Parker-Hannifin Corp.	2.02
Meta Platforms Inc. Cl A	1.97
Hitachi Ltd. Com Stk, 1/4/2041	1.76

Source for all data: Transmission Media, as at July 31, 2025. ±For illustration purposes only. \* Open <sup>1</sup> Estimated MER for the current year. \*\* Additional fees apply to the IncomePlus and EstatePlus guarantee options and are paid annually out of the Contract. These fees are not reflected in the performance.

Any amount that is allocated to a segregated fund is invested at the risk of the contractholder and may increase or decrease in value. Returns shown are after the MER has been deducted. Performance histories are not indicative of future performance. The Growth of \$10,000 chart shown is used only to illustrate the effects of the compound growth rate and is not intended to reflect future values of the segregated fund. For information on guarantees, fees and expenses that may apply to segregated funds, please read the Information Folder, Contract and Fund Facts of the segregated funds. The Manufacturers Life Insurance Company (Manulife) is the issuer of Manulife segregated fund contracts and the guarantor of any guarantee provisions therein. Manulife Investment Management is a trade name of Manulife. Manulife, Stylized M Design, and Manulife Investment Management & Design are trademarks of The Manufacturers Life Insurance Company and are used by it, and its affiliates under license.