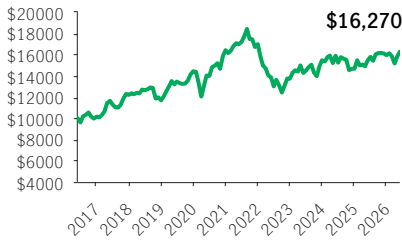


Manulife Global Small Cap GIF Select

GIF SELECT

InvestmentPlus 75/75 (Front-end, Back-end, Low-load, No-load with CB) · Performance as at May 31, 2026 · Holdings as at March 31, 2026

GROWTH OF \$10,000 ±



INVESTMENT OBJECTIVE

The Fund seeks to provide above average long-term returns by investing in securities of global, small-cap companies. The Fund is primarily invested in equity securities of companies located around the world. The amount invested in any one country varies depending upon the economic, investment, and market outlook and opportunities in each area. The Fund may also invest in treasury bills or short-term investments, not exceeding three years to maturity, from time to time.

CALENDAR RETURNS ** %

2017	2018	2019	2020	2021	2022	2023	2024	2025
20.17	-4.18	23.40	13.69	3.50	-19.16	12.63	-5.18	8.73

COMPOUND RETURNS ** %

1 mth	3 mths	6 mths	YTD	1 yr	3 yrs	5 yrs	10 yrs	Incept.
2.80	2.55	1.02	2.01	5.23	4.45	-0.86	4.99	9.75

OVERVIEW

Inception Date: October 5, 2009

Asset Class:

Global Small/Mid Cap Equity

Net Assets: \$14.8 million

Risk: Medium to High

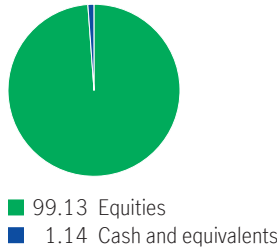


Fund Status: Capped *

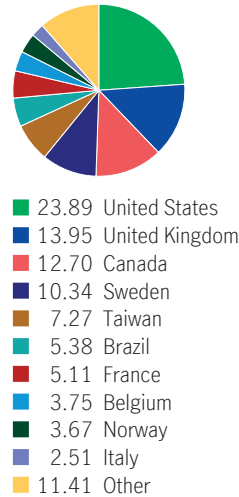
Management Fee: 2.24%

Management Expense Ratio¹: 3.06%

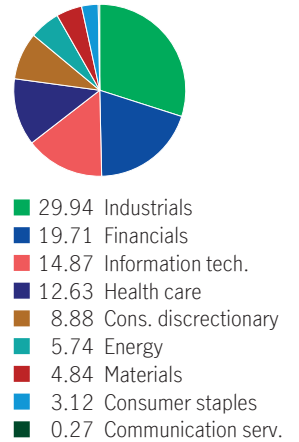
ASSET ALLOCATION %



GEOGRAPHIC ALLOCATION %



SECTOR ALLOCATION %



UNDERLYING FUND INFORMATION

Name: Manulife Global Small Cap Fund

Underlying Fund Manager:

Manulife Investment Management Limited

Portfolio Sub-Advisor: Mawer Investment Management Ltd.

Portfolio Management Team: Mawer Investment Management Ltd.

FUND CODES

Sales option	Fund code	Fund Status
FE	MGF8089	Capped
BE	MGF8189	Capped
LL	MGF8289	Capped

TOP 10 HOLDINGS %

XPS Pensions Group plc Ord Gbp0.0005	4.42
Esquire Financial Holdings, Inc.	4.39
Acter Group Corporation Limited Tplex Listed Stocks	4.11
GPS Participações e Empreendimentos S.A. Registered Shares Ordinary Common Shares	3.77
Fagron NV Shs	3.76
Stella-Jones Inc.	3.71
Bravida Holding AB Share Ak	3.21
RS Group plc Ord Shs	3.04
Barrett Business Services, Inc.	2.99
Virbac SA Virbac	2.94

Source for all data: Transmission Media, as at May 31, 2026. ±For illustration purposes only. * Closed to deposits and switches-in ¹ Estimated MER for the current year. ** Additional fees apply to the IncomePlus and EstatePlus guarantee options and are paid annually out of the Contract. These fees are not reflected in the performance.

Any amount that is allocated to a segregated fund is invested at the risk of the contractholder and may increase or decrease in value. Returns shown are after the MER has been deducted. Performance histories are not indicative of future performance. The Growth of \$10,000 chart shown is used only to illustrate the effects of the compound growth rate and is not intended to reflect future values of the segregated fund. For information on guarantees, fees and expenses that may apply to segregated funds, please read the Information Folder, Contract and Fund Facts of the segregated funds. The Manufacturers Life Insurance Company (Manulife) is the issuer of Manulife segregated fund contracts and the guarantor of any guarantee provisions therein. Manulife Investment Management is a trade name of Manulife. Manulife, Stylized M Design, and Manulife Investment Management & Design are trademarks of The Manufacturers Life Insurance Company and are used by it, and its affiliates under license.