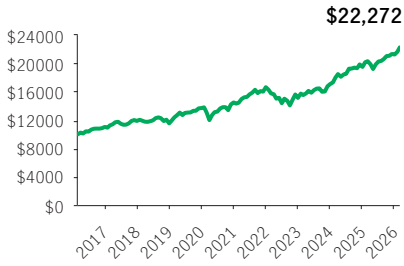


**Manulife Opportunities Bundle GIF Select**

**GIF SELECT**

InvestmentPlus 75/75 (Elite) · Performance as at February 28, 2026 · Holdings as at January 31, 2026

**GROWTH OF \$10,000 ±**



**INVESTMENT OBJECTIVE**

The bundle is an investment solution that incorporates components from four Manulife Mutual Funds including two global equity funds, a Canadian equity fund, and a fixed income fund. Typically, this fund will maintain an asset mix of approximately 20% fixed income investments and 80% equities.

**CALENDAR RETURNS \*\* %**

2017	2018	2019	2020	2021	2022	2023	2024	2025
7.66	-2.86	18.76	5.75	14.87	-9.08	12.82	14.28	8.96

**COMPOUND RETURNS \*\* %**

1 mth	3 mths	6 mths	YTD	1 yr	3 yrs	5 yrs	10 yrs	Incept.
2.92	4.39	8.01	4.73	9.61	12.75	9.03	8.34	7.30

**OVERVIEW**

**Inception Date:** October 2, 2009

**Asset Class:** Global Equity Balanced

**Net Assets:** \$316.0 million

**Risk:** Medium



**Fund Status:** ADO \*

**Management Fee:** 1.17%

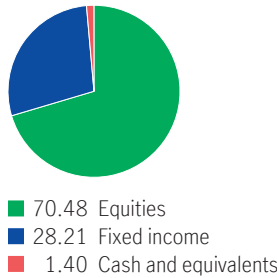
**Management Expense Ratio<sup>1</sup>:** 1.95%

**Fund Manager:** Manulife

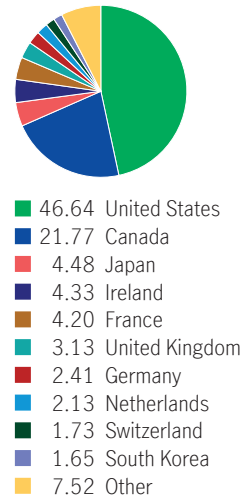
**FUND CODES**

Sales option	Fund code	Fund Status
Elite FE	MGF8638	ADO
Elite BE	MGF9238	SWO
Elite LL	MGF9338	SWO

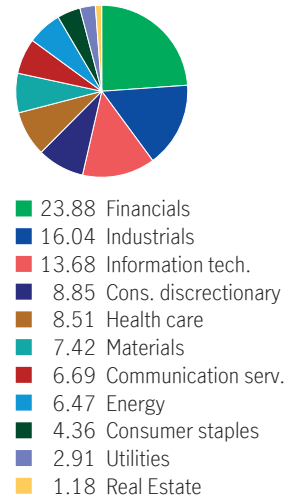
**ASSET ALLOCATION %**



**GEOGRAPHIC ALLOCATION %**



**SECTOR ALLOCATION %**



**FIXED INCOME ALLOCATION %**

Floating rate bank loans	20.03
U.S. Corporate Bonds	12.26
International government bonds	10.24
Canadian Corporate Bonds	9.52
U.S. high yield bonds	7.48
Canadian investment grade bonds	5.80
U.S. government bonds	4.95
U.S. Mortgage-backed Securities	4.67
U.S. investment grade bonds	4.65
International Corporate Bonds	4.48

**UNDERLYING FUND HOLDINGS %**

Manulife Global Dividend Fund	50.77
Manulife Fundamental Equity Fund	19.75
Manulife Corporate Bond Fund	14.79
Manulife Strategic Income Fund	14.78

**TOP 10 SECURITIES OF LARGEST FUND HOLDING %**

Microsoft Corp.	3.96
Samsung Electronics Co. Ltd.	2.89
Samsungelectronics 1p	
ING Groep N.V. Ing Groep N V	2.69
Sumitomo Mitsui Trust Group, Inc. Com Stk	2.25
Alphabet Inc. Cl A	2.25
Deutsche Bank AG Deutsche Bank	2.25
Agnamens Aktien O N	
Taiwan Semiconductor Manufacturing Co. Ltd. Twse Listed Stocks	2.20
CSX Corp.	2.19
Citigroup Inc. Com New	2.18
National Grid PLC Ord Gbp0.12431289	2.14

Source for all data: Transmission Media, as at February 28, 2026. ±For illustration purposes only. \* Open to additional deposits and switches into existing contracts only <sup>1</sup> Estimated MER for the current year. \*\* Additional fees apply to the IncomePlus and EstatePlus guarantee options and are paid annually out of the Contract. These fees are not reflected in the performance.

Any amount that is allocated to a segregated fund is invested at the risk of the contractholder and may increase or decrease in value. Returns shown are after the MER has been deducted. Performance histories are not indicative of future performance. The Growth of \$10,000 chart shown is used only to illustrate the effects of the compound growth rate and is not intended to reflect future values of the segregated fund. For information on guarantees, fees and expenses that may apply to segregated funds, please read the Information Folder, Contract and Fund Facts of the segregated funds. The Manufacturers Life Insurance Company (Manulife) is the issuer of Manulife segregated fund contracts and the guarantor of any guarantee provisions therein. Manulife Investment Management is a trade name of Manulife. Manulife, Stylized M Design, and Manulife Investment Management & Design are trademarks of The Manufacturers Life Insurance Company and are used by it, and its affiliates under license.