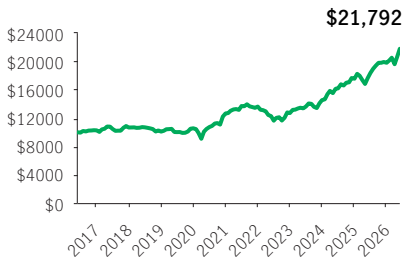


**Manulife Fidelity NorthStar GIF Select**

**GIF SELECT**

InvestmentPlus 75/75 (Elite) · Performance as at May 31, 2026 · Holdings as at April 30, 2026

**GROWTH OF \$10,000 ±**



**INVESTMENT OBJECTIVE**

The Fund aims to achieve long-term capital growth. It invests primarily in equity securities of companies anywhere in the world.

**CALENDAR RETURNS \*\* %**

2017	2018	2019	2020	2021	2022	2023	2024	2025
3.89	-5.40	4.62	19.90	7.60	-6.67	14.31	20.81	12.83

**COMPOUND RETURNS \*\* %**

1 mth	3 mths	6 mths	YTD	1 yr	3 yrs	5 yrs	10 yrs	Incept.
5.35	6.15	9.38	9.97	23.47	17.65	10.60	8.10	10.67

**OVERVIEW**

**Inception Date:** October 18, 2010

**Asset Class:**

Global Small/Mid Cap Equity

**Net Assets:** \$125.9 million

**Risk:** Medium

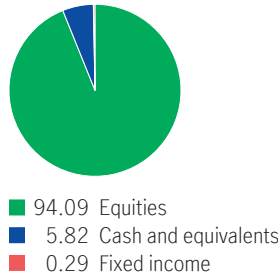


**Fund Status:** ADO \*

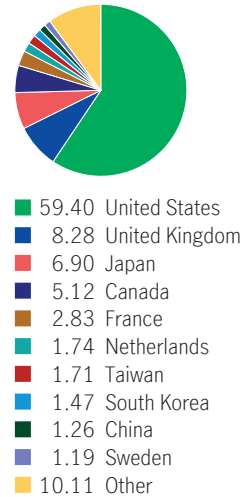
**Management Fee:** 2.01%

**Management Expense Ratio<sup>1</sup>:** 2.47%

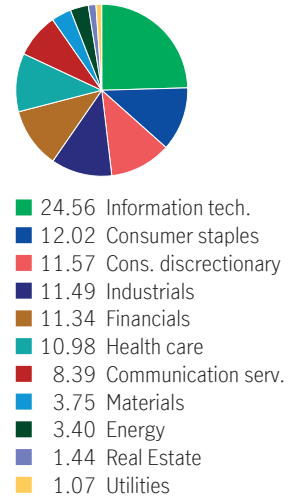
**ASSET ALLOCATION %**



**GEOGRAPHIC ALLOCATION %**



**SECTOR ALLOCATION %**



**UNDERLYING FUND INFORMATION**

**Name:** Fidelity NorthStar® Fund

**Underlying Fund Manager:**

Fidelity Investments Canada ULC

**FUND CODES**

Sales option	Fund code	Fund Status
Elite FE	MGF8663	ADO
Elite BE	MGF9263	SWO
Elite LL	MGF9363	SWO

**TOP 10 HOLDINGS %**

NVIDIA Corp.	3.33
Amazon.com Inc.	1.77
Microsoft Corp.	1.73
Alphabet Inc. Cap Stk Cl C	1.36
Meta Platforms Inc. Cl A	1.33
British American Tobacco PLC Shs	1.11
Alphabet Inc. Cl A	1.09
Apple Inc.	1.04
Imperial Brands PLC Shs	1.04
Taiwan Semiconductor Manufacturing Co. Ltd. Sponsored ADR Sponsored Adr	0.88

Source for all data: Transmission Media, as at May 31, 2026. ±For illustration purposes only. \* Open to additional deposits and switches into existing contracts only <sup>1</sup> Estimated MER for the current year. \*\* Additional fees apply to the IncomePlus and EstatePlus guarantee options and are paid annually out of the Contract. These fees are not reflected in the performance.

Any amount that is allocated to a segregated fund is invested at the risk of the contractholder and may increase or decrease in value. Returns shown are after the MER has been deducted. Performance histories are not indicative of future performance. The Growth of \$10,000 chart shown is used only to illustrate the effects of the compound growth rate and is not intended to reflect future values of the segregated fund. For information on guarantees, fees and expenses that may apply to segregated funds, please read the Information Folder, Contract and Fund Facts of the segregated funds. The Manufacturers Life Insurance Company (Manulife) is the issuer of Manulife segregated fund contracts and the guarantor of any guarantee provisions therein. Manulife Investment Management is a trade name of Manulife. Manulife, Stylized M Design, and Manulife Investment Management & Design are trademarks of The Manufacturers Life Insurance Company and are used by it, and its affiliates under license.