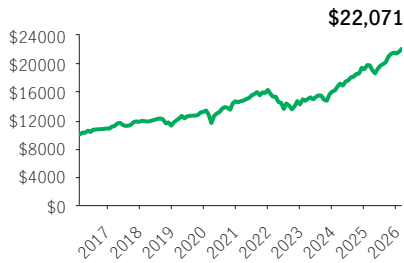


Manulife Fidelity Disciplined Equity Bundle GIF Select

GIF SELECT

InvestmentPlus 75/75 (Elite) · Performance as at February 28, 2026 · Holdings as at January 31, 2026

GROWTH OF \$10,000 ±



INVESTMENT OBJECTIVE

The bundle is an investment solution that incorporates components from three Fidelity Mutual Funds including a global equity fund, a Canadian equity fund, and a fixed income fund. Typically, this fund will maintain an asset mix of approximately 20% fixed income investments and 80% equities.

CALENDAR RETURNS ** %

2017	2018	2019	2020	2021	2022	2023	2024	2025
8.43	-4.40	17.18	11.40	10.94	-12.58	12.73	19.79	11.52

COMPOUND RETURNS ** %

1 mth	3 mths	6 mths	YTD	1 yr	3 yrs	5 yrs	10 yrs	Incept.
1.73	2.48	9.38	3.11	11.84	14.42	8.51	8.24	8.27

OVERVIEW

Inception Date: October 18, 2010

Asset Class: Global Equity Balanced

Net Assets: \$260.0 million

Risk: Medium



Fund Status: ADO *

Management Fee: 1.27%

Management Expense Ratio¹: 2.18%

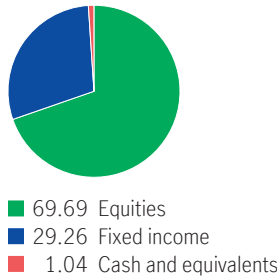
Fund Manager: Manulife

Portfolio Sub-Advisor: Fidelity Investments

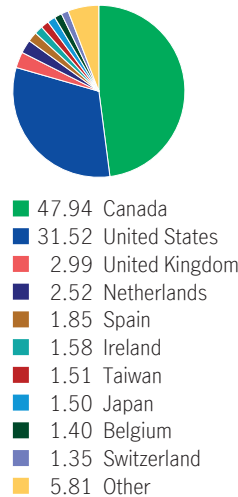
FUND CODES

Sales option	Fund code	Fund Status
Elite FE	MGF8666	ADO
Elite BE	MGF9266	SWO
Elite LL	MGF9366	SWO

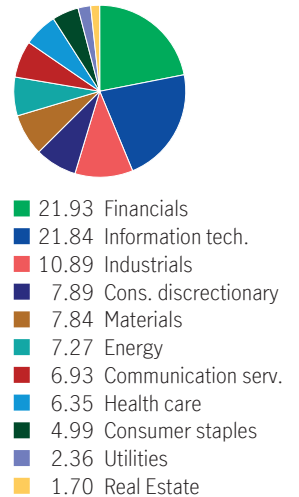
ASSET ALLOCATION %



GEOGRAPHIC ALLOCATION %



SECTOR ALLOCATION %



FIXED INCOME ALLOCATION %

Canadian government bonds	26.56
Canadian provincial bonds	24.91
Canadian investment grade bonds	18.95
Canadian Corporate Bonds	16.07
Canadian Mortgage-backed Securities	2.66
U.S. Corporate Bonds	1.77
Canadian Asset-backed Securities	1.62
Canadian municipal bonds	1.62
International investment grade bonds	1.32
Securitized	1.29

UNDERLYING FUND HOLDINGS %

Fidelity Global Disciplined Equity® Fund	50.47
Fidelity Canadian Bond Fund	29.74
Fidelity Canadian Disciplined Equity Fund	19.89

TOP 10 SECURITIES OF LARGEST FUND HOLDING %

NVIDIA Corp.	6.61
Apple Inc.	4.78
Alphabet Inc. Cap Stk Cl C	3.98
Amazon.com Inc.	2.96
Microsoft Corp.	2.79
Taiwan Semiconductor Manufacturing Co. Ltd. Twse Listed Stocks	2.59
Parker-Hannifin Corp.	2.41
Eli Lilly & Co.	2.02
Banco Santander S.A. Reg Shs	1.94
Trane Technologies PLC Shs	1.87

Source for all data: Transmission Media, as at February 28, 2026. ±For illustration purposes only. * Open to additional deposits and switches into existing contracts only ¹ Estimated MER for the current year. ** Additional fees apply to the IncomePlus and EstatePlus guarantee options and are paid annually out of the Contract. These fees are not reflected in the performance.

Any amount that is allocated to a segregated fund is invested at the risk of the contractholder and may increase or decrease in value. Returns shown are after the MER has been deducted. Performance histories are not indicative of future performance. The Growth of \$10,000 chart shown is used only to illustrate the effects of the compound growth rate and is not intended to reflect future values of the segregated fund. For information on guarantees, fees and expenses that may apply to segregated funds, please read the Information Folder, Contract and Fund Facts of the segregated funds. The Manufacturers Life Insurance Company (Manulife) is the issuer of Manulife segregated fund contracts and the guarantor of any guarantee provisions therein. Manulife Investment Management is a trade name of Manulife. Manulife, Stylized M Design, and Manulife Investment Management & Design are trademarks of The Manufacturers Life Insurance Company and are used by it, and its affiliates under license.