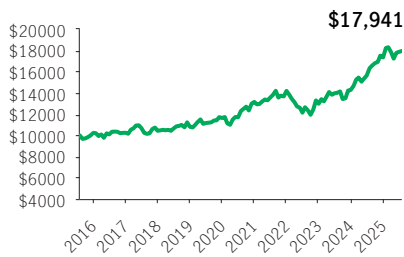


Manulife Ivy Foreign Equity GIF Select (Mackenzie)

GIF SELECT

InvestmentPlus 75/75 (Elite) · Performance as at July 31, 2025 · Holdings as at June 30, 2025

GROWTH OF \$10,000 *



OVERVIEW

Inception Date: October 2, 2009

Asset Class: Global Equity

Net Assets: \$33.5 million

Risk: Medium

Fund Status: ADO *

Management Fee: 1.92%

Management Expense Ratio¹: 2.38%

Fund Manager: Mackenzie Financial

FUND CODES

Sales option	Fund code	Fund Status
Elite FE	MGF8670	ADO
Elite BE	MGF9270	SWO
Elite LL	MGF9370	SWO

INVESTMENT OBJECTIVE

The Fund seeks for long-term capital growth consistent with protection of capital. The Fund invests the majority of its assets in equity securities of American companies although the Fund's investments are not limited geographically and the Fund will pursue investments in other international markets. The Fund may also purchase fixed income securities if appropriate in relation to economic and market conditions.

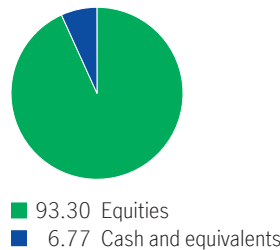
CALENDAR RETURNS ** %

2016	2017	2018	2019	2020	2021	2022	2023	2024
0.14	1.81	3.60	7.63	13.03	7.90	-8.55	9.98	21.54

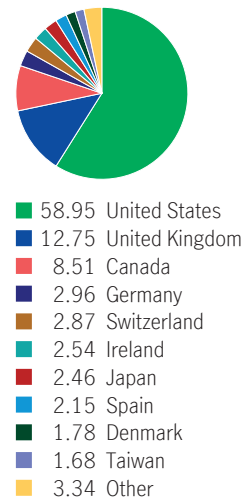
COMPOUND RETURNS ** %

1 mth	3 mths	6 mths	YTD	1 yr	3 yrs	5 yrs	10 yrs	Incept.
0.45	4.18	-1.52	3.45	9.92	12.36	7.87	6.02	8.23

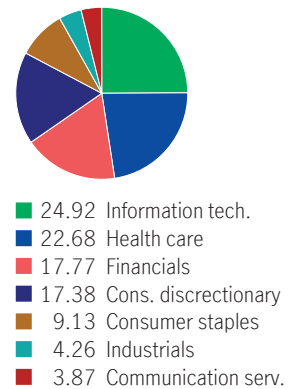
ASSET ALLOCATION %



GEOGRAPHIC ALLOCATION %



SECTOR ALLOCATION %



TOP 10 HOLDINGS %

RBC 02JUL25 4.31% TD	4.68
Microsoft Corp.	4.19
Halma plc Shs	3.63
Danaher Corp.	3.46
Johnson & Johnson	3.21
Alphabet Inc. Cl A	3.15
Brookfield Corporation Vtg Shs Cl A	3.06
Berkshire Hathaway Inc. Cl B New	2.95
Colgate-Palmolive Co.	2.88
Abbott Laboratories	2.83

Source for all data: Transmission Media, as at July 31, 2025. ±For illustration purposes only. * Open to additional deposits and switches into existing contracts only ¹ Estimated MER for the current year. ** Additional fees apply to the IncomePlus and EstatePlus guarantee options and are paid annually out of the Contract. These fees are not reflected in the performance.

Any amount that is allocated to a segregated fund is invested at the risk of the contractholder and may increase or decrease in value. Returns shown are after the MER has been deducted. Performance histories are not indicative of future performance. The Growth of \$10,000 chart shown is used only to illustrate the effects of the compound growth rate and is not intended to reflect future values of the segregated fund. For information on guarantees, fees and expenses that may apply to segregated funds, please read the Information Folder, Contract and Fund Facts of the segregated funds. The Manufacturers Life Insurance Company (Manulife) is the issuer of Manulife segregated fund contracts and the guarantor of any guarantee provisions therein. Manulife Investment Management is a trade name of Manulife. Manulife, Stylized M Design, and Manulife Investment Management & Design are trademarks of The Manufacturers Life Insurance Company and are used by it, and its affiliates under license.