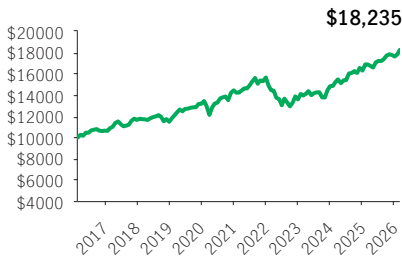


**Manulife Diversified Investment GIF Select**

**GIF SELECT**

InvestmentPlus 75/75 (Elite) · Performance as at February 28, 2026 · Holdings as at January 31, 2026

**GROWTH OF \$10,000 ±**



**INVESTMENT OBJECTIVE**

This Balanced Fund aims to achieve long-term growth. The Fund invests for high long-term, after-tax rates of return. The portfolio sub-advisor intends to achieve this objective by investing in a diversified mix of common shares, preferred shares, treasury bills, short-term notes, debentures and bonds. The Fund may also invest up to all of its assets in other Manulife funds.

**CALENDAR RETURNS \*\* %**

2017	2018	2019	2020	2021	2022	2023	2024	2025
9.51	-1.52	14.78	9.62	8.37	-13.15	9.13	9.93	8.11

**COMPOUND RETURNS \*\* %**

1 mth	3 mths	6 mths	YTD	1 yr	3 yrs	5 yrs	10 yrs	Incept.
2.42	2.64	5.05	3.56	8.12	9.36	5.12	6.19	7.28

**OVERVIEW**

**Inception Date:** October 18, 2010

**Asset Class:** Global Equity Balanced

**Net Assets:** \$500.2 million

**Risk:** Low to Medium



**Fund Status:** Capped \*

**Management Fee:** 1.13%

**Management Expense Ratio<sup>1</sup>:** 1.79%

**UNDERLYING FUND INFORMATION**

**Name:** Manulife Diversified Investment Fund

**Underlying Fund Manager:**

Manulife Investment Management Limited

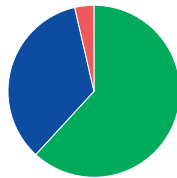
**Portfolio Sub-Advisor:** Mawer Investment Management Ltd.

**Portfolio Management Team:** Mawer Investment Management Ltd.

**FUND CODES**

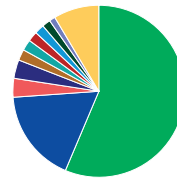
Sales option	Fund code	Fund Status
Elite FE	MGF8685	Capped
Elite BE	MGF9285	Capped
Elite LL	MGF9385	Capped

**ASSET ALLOCATION %**



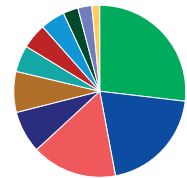
- 62.00 Equities
- 34.63 Fixed income
- 3.61 Cash and equivalents

**GEOGRAPHIC ALLOCATION %**



- 56.38 Canada
- 17.52 United States
- 3.53 United Kingdom
- 3.50 Japan
- 2.07 Great Britain
- 2.06 Taiwan
- 1.87 Netherlands
- 1.81 Italy
- 1.58 China
- 1.12 France
- 8.55 Other

**SECTOR ALLOCATION %**



- 26.87 Financials
- 20.21 Industrials
- 16.05 Information tech.
- 7.92 Health care
- 7.69 Materials
- 4.98 Energy
- 4.76 Communication serv.
- 4.61 Cons. discretionary
- 2.83 Consumer staples
- 2.61 Utilities
- 1.47 Real Estate

**FIXED INCOME ALLOCATION %**

Canadian provincial bonds	32.72
Canadian investment grade bonds	17.25
Canadian government bonds	15.54
Floating rate bank loans	13.73
Canadian Mortgage-backed Securities	8.91
Canadian Corporate Bonds	8.37
U.S. investment grade bonds	1.81
Canadian municipal bonds	1.25
U.S. Corporate Bonds	0.42

**TOP 10 HOLDINGS %**

Canada Housing Trust No.1, 12/15/2031	2.15%	3.08
Province of Quebec	3.6%, 9/1/2033	1.93
Province of Ontario	3.65%, 6/2/2033	1.68
Gov. of Canada	2.00%, 2051/12/1	1.33
Taiwan Semiconductor Manufacturing Co. Ltd. Twse Listed Stocks		1.31
Gov. of Canada	4/8/2026	1.28
Tencent Holdings Ltd. Shs Par New Hkd		1.09
0.00002		
Toronto-Dominion Bank Com New		0.95
Royal Bank of Canada		0.95
Bank of Montreal	4.42%, 7/17/2029	0.89

Source for all data: Transmission Media, as at February 28, 2026. ±For illustration purposes only. \* Closed to deposits and switches-in <sup>1</sup> Estimated MER for the current year. \*\* Additional fees apply to the IncomePlus and EstatePlus guarantee options and are paid annually out of the Contract. These fees are not reflected in the performance.

Any amount that is allocated to a segregated fund is invested at the risk of the contractholder and may increase or decrease in value. Returns shown are after the MER has been deducted. Performance histories are not indicative of future performance. The Growth of \$10,000 chart shown is used only to illustrate the effects of the compound growth rate and is not intended to reflect future values of the segregated fund. For information on guarantees, fees and expenses that may apply to segregated funds, please read the Information Folder, Contract and Fund Facts of the segregated funds. The Manufacturers Life Insurance Company (Manulife) is the issuer of Manulife segregated fund contracts and the guarantor of any guarantee provisions therein. Manulife Investment Management is a trade name of Manulife. Manulife, Stylized M Design, and Manulife Investment Management & Design are trademarks of The Manufacturers Life Insurance Company and are used by it, and its affiliates under license.