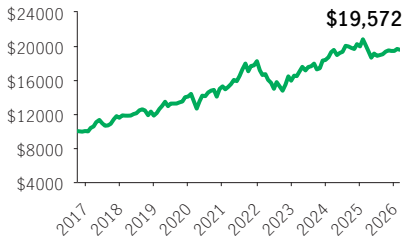


Manulife Global Equity Class GIF Select

GIF SELECT (ORIGINAL)

75 Series · Performance as at February 28, 2026 · Holdings as at January 31, 2026

GROWTH OF \$10,000 ±



INVESTMENT OBJECTIVE

The Fund aims to obtain long-term capital growth. The Fund seeks to provide above average long-term returns by investing in securities of companies around the world.

CALENDAR RETURNS ** %

2017	2018	2019	2020	2021	2022	2023	2024	2025
15.58	2.24	18.94	8.53	19.41	-12.61	15.28	8.71	-2.67

COMPOUND RETURNS ** %

1 mth	3 mths	6 mths	YTD	1 yr	3 yrs	5 yrs	10 yrs	Incept.
-0.50	0.70	2.77	0.70	-2.84	5.91	5.22	—	7.43

OVERVIEW

Inception Date: October 14, 2016

Asset Class: Global Equity

Net Assets: \$444.7 million

Risk: Medium



Fund Status: ADO *

Management Fee: 2.57%

Management Expense Ratio¹: 3.04%

UNDERLYING FUND INFORMATION

Name: Manulife Global Equity Class

Underlying Fund Manager:

Manulife Investment Management Limited

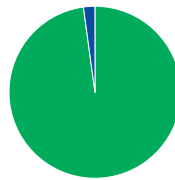
Portfolio Sub-Advisor: Mawer Investment Management Ltd.

Portfolio Management Team: Mawer Investment Management Ltd.

FUND CODES

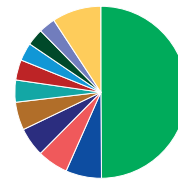
Sales option	Fund code	Fund Status
FE	MGS1741	ADO
BE	MGS1742	SWO
LL	MGS1751	SWO

ASSET ALLOCATION %



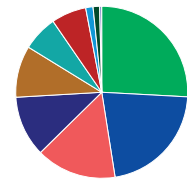
- 97.95 Equities
- 2.16 Cash and equivalents

GEOGRAPHIC ALLOCATION %



- 49.89 United States
- 6.73 Canada
- 5.80 Taiwan
- 5.46 United Kingdom
- 5.27 France
- 4.16 Japan
- 3.81 South Korea
- 3.38 Switzerland
- 3.17 Norway
- 3.14 Italy
- 9.20 Other

SECTOR ALLOCATION %



- 25.86 Financials
- 21.66 Information tech.
- 15.13 Communication serv.
- 11.43 Industrials
- 9.70 Cons. discretionary
- 6.65 Health care
- 6.58 Consumer staples
- 1.38 Materials
- 1.22 Energy
- 0.39 Utilities

TOP 10 HOLDINGS %

Taiwan Semiconductor Manufacturing Co. Ltd. Twse Listed Stocks	5.74
Alphabet Inc. Cap Stk CI C	5.40
Microsoft Corp.	4.93
Amazon.com Inc.	4.17
Marsh & McLennan Cos.	3.39
SK hynix Inc. Shs	3.31
Meta Platforms Inc. CI A	2.87
Visa Inc. Com CI A	2.86
Berkshire Hathaway Inc. CI A	2.62
Booking Holdings Inc.	2.55

Source for all data: Transmission Media, as at February 28, 2026. ±For illustration purposes only. * Open to additional deposits and switches into existing contracts only ¹ Estimated MER for the current year. ** Additional fees apply to the IncomePlus and EstatePlus guarantee options and are paid annually out of the Contract. These fees are not reflected in the performance.

Any amount that is allocated to a segregated fund is invested at the risk of the contractholder and may increase or decrease in value. Returns shown are after the MER has been deducted. Performance histories are not indicative of future performance. The Growth of \$10,000 chart shown is used only to illustrate the effects of the compound growth rate and is not intended to reflect future values of the segregated fund. For information on guarantees, fees and expenses that may apply to segregated funds, please read the Information Folder, Contract and Fund Facts of the segregated funds. The Manufacturers Life Insurance Company (Manulife) is the issuer of Manulife segregated fund contracts and the guarantor of any guarantee provisions therein. Manulife Investment Management is a trade name of Manulife. Manulife, Stylized M Design, and Manulife Investment Management & Design are trademarks of The Manufacturers Life Insurance Company and are used by it, and its affiliates under license.