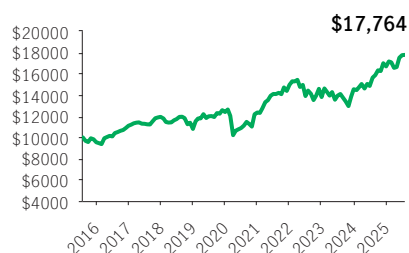


Manulife TD Dividend Income GIF Select

GIF SELECT (ORIGINAL)

IncomePlus · Performance as at July 31, 2025 · Holdings as at June 30, 2025

GROWTH OF \$10,000 *



INVESTMENT OBJECTIVE

The fundamental investment objective is to seek to provide income with capital appreciation as a secondary objective, by investing primarily in income-producing securities.

CALENDAR RETURNS ** %

2016	2017	2018	2019	2020	2021	2022	2023	2024
16.27	7.60	-9.56	14.74	-0.32	21.09	-7.70	5.32	14.78

COMPOUND RETURNS ** %

1 mth	3 mths	6 mths	YTD	1 yr	3 yrs	5 yrs	10 yrs	Incept.
0.14	6.89	3.59	6.51	13.69	7.23	9.85	5.91	5.48

OVERVIEW

Inception Date: July 25, 2008

Asset Class: Canadian Equity Balanced

Net Assets: \$497.1 million

Risk: Low to Medium



Fund Status: Capped *

Management Fee: 2.02%

Management Expense Ratio¹: 2.89%

Fund Fee Rate^{*}: 1.25%

UNDERLYING FUND INFORMATION

Name: TD Dividend Income Fund

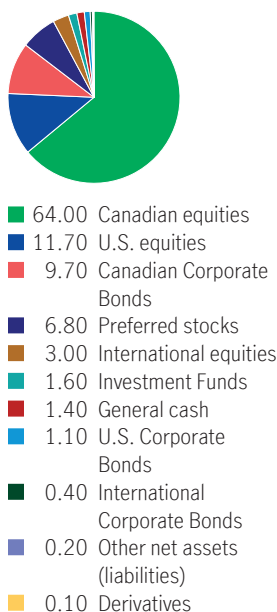
Underlying Fund Manager:

TD Asset Management Inc.

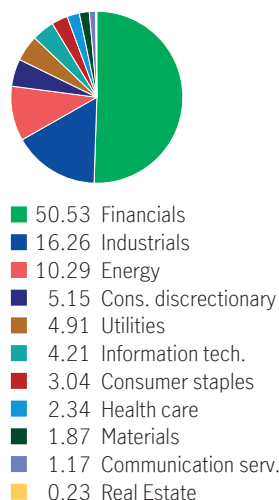
FUND CODES

Sales option	Fund code	Fund Status
FE	MGS2397	Capped
BE	MGS2497	Capped
LL	MGS2597	Capped

ASSET ALLOCATION %



SECTOR ALLOCATION %



FIXED INCOME ALLOCATION %

Canadian Corporate Bonds	53.89
Preferred stocks	37.78
U.S. Corporate Bonds	6.11
International Corporate Bonds	2.22

TOP 10 HOLDINGS %

Royal Bank of Canada	8.90
Brookfield Corporation	5.10
Bank of Montreal	5.10
Canadian Pacific Kansas City Limited	4.40
Canadian Imperial Bank of Commerce	4.00
Toronto-Dominion Bank	3.70
Enbridge Inc.	3.70
Intact Financial Corporation	3.60
Dollarama Inc.	3.40
WSP Global Inc.	2.80

Source for all data: Transmission Media, as at July 31, 2025. ±For illustration purposes only. * Closed to deposits and switches-in ¹ Estimated MER for the current year. * Fund Fee Rates are used to calculate the applicable Series fee and depend on the volatility of the Fund, all as described in the applicable Information Folder and Contract. The Series fee is in addition to the MER. ** Additional fees apply to the IncomePlus and EstatePlus guarantee options and are paid annually out of the Contract. These fees are not reflected in the performance.

Any amount that is allocated to a segregated fund is invested at the risk of the contractholder and may increase or decrease in value. Returns shown are after the MER has been deducted. Performance histories are not indicative of future performance. The Growth of \$10,000 chart shown is used only to illustrate the effects of the compound growth rate and is not intended to reflect future values of the segregated fund. For information on guarantees, fees and expenses that may apply to segregated funds, please read the Information Folder, Contract and Fund Facts of the segregated funds. The Manufacturers Life Insurance Company (Manulife) is the issuer of Manulife segregated fund contracts and the guarantor of any guarantee provisions therein. Manulife Investment Management is a trade name of Manulife. Manulife, Stylized M Design, and Manulife Investment Management & Design are trademarks of The Manufacturers Life Insurance Company and are used by it, and its affiliates under license.