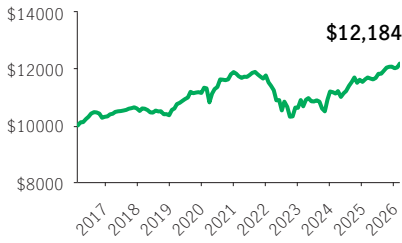


Manulife Strategic Income GIF Select

GIF SELECT (ORIGINAL)

75 Series (Elite) · Performance as at February 28, 2026 · Holdings as at January 31, 2026

GROWTH OF \$10,000 ±



OVERVIEW

Inception Date: October 22, 2007

Asset Class: Multi-Sector Fixed Income

Net Assets: \$406.0 million

Risk: Low



Fund Status: ADO *

Management Fee: 1.33%

Management Expense Ratio¹: 1.74%

UNDERLYING FUND INFORMATION

Name: Manulife Strategic Income Fund

Underlying Fund Manager:

Manulife Investment Management Limited

Portfolio Sub-Advisor: Manulife Investment Management (US) LLC

Portfolio Management Team: Manulife Global Multi-Sector Fixed Income Team

FUND CODES

Sales option	Fund code	Fund Status
Elite FE	MGS2620	ADO

INVESTMENT OBJECTIVE

This Fixed Income Fund aims to generate income with an emphasis on capital preservation. This Fund invests primarily in government and corporate debt securities from developed and emerging markets. It also invests in U.S. government and agency securities and high yield bonds. The Fund may also invest in preferred shares and other types of debt securities.

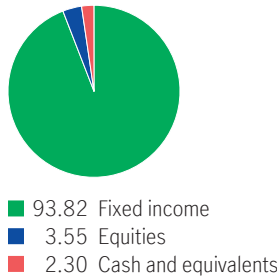
CALENDAR RETURNS ** %

2017	2018	2019	2020	2021	2022	2023	2024	2025
2.87	-2.27	7.59	6.61	-1.00	-9.72	5.44	3.02	4.16

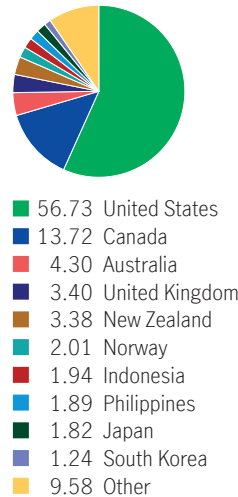
COMPOUND RETURNS ** %

1 mth	3 mths	6 mths	YTD	1 yr	3 yrs	5 yrs	10 yrs	Incept.
1.10	0.89	2.15	1.38	4.20	4.50	0.75	2.00	5.03

ASSET ALLOCATION %



GEOGRAPHIC ALLOCATION %



FIXED INCOME ALLOCATION %

International government bonds	20.79
Floating rate bank loans	12.91
U.S. Corporate Bonds	10.30
U.S. Mortgage-backed Securities	9.26
U.S. investment grade bonds	7.91
U.S. high yield bonds	7.11
U.S. government bonds	7.01
U.S. Asset-backed Securities	4.75
Bank loans	4.11
International Corporate Bonds	3.73

TOP 10 HOLDINGS %

United States Treasury Note, 2%, 2/15/2050	1.52
New Zealand, 3.5%, 4/14/2033	1.31
United States Treasury Note, 3.5%, 2/15/2033	1.23
United States Treasury Note, 4.25%, 8/15/2035	1.22
Ministry of Finance Japan, 0.6%, 12/1/2026	1.19
Secretaria do Tesouro Nacional, 10%, 1/1/2027	0.88
Freeport-McMoRan Inc., 5.45%, 3/15/2043	0.74
Sirius XM Radio Inc., 4.13%, 7/1/2030	0.72
Indonesia, 6.38%, 4/15/2032	0.71
New Zealand, 4.25%, 5/15/2034	0.71

Source for all data: Transmission Media, as at February 28, 2026. ±For illustration purposes only. * Open to additional deposits and switches into existing contracts only ¹ Estimated MER for the current year. ** Additional fees apply to the IncomePlus and EstatePlus guarantee options and are paid annually out of the Contract. These fees are not reflected in the performance.

Any amount that is allocated to a segregated fund is invested at the risk of the contractholder and may increase or decrease in value. Returns shown are after the MER has been deducted. Performance histories are not indicative of future performance. The Growth of \$10,000 chart shown is used only to illustrate the effects of the compound growth rate and is not intended to reflect future values of the segregated fund. For information on guarantees, fees and expenses that may apply to segregated funds, please read the Information Folder, Contract and Fund Facts of the segregated funds. The Manufacturers Life Insurance Company (Manulife) is the issuer of Manulife segregated fund contracts and the guarantor of any guarantee provisions therein. Manulife Investment Management is a trade name of Manulife. Manulife, Stylized M Design, and Manulife Investment Management & Design are trademarks of The Manufacturers Life Insurance Company and are used by it, and its affiliates under license.