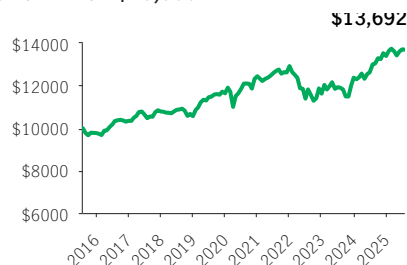


## Manulife Mackenzie Income GIF Select

GIF SELECT (ORIGINAL)

75 Series (Elite) · Performance as at July 31, 2025 · Holdings as at June 30, 2025

### GROWTH OF \$10,000 \*



### OVERVIEW

**Inception Date:** October 22, 2007

#### Asset Class:

Canadian Fixed Income Balanced

**Net Assets:** \$163.4 million

**Risk:** Low to Medium



**Fund Status:** ADO \*

**Management Fee:** 1.59%

**Management Expense Ratio<sup>1</sup>:** 1.92%

### UNDERLYING FUND INFORMATION

**Name:** Manulife Mackenzie Income Fund

**Underlying Fund Manager:**

Manulife

**Portfolio Sub-Advisor:** Mackenzie Financial

**Portfolio Managers:** Steve Locke, Konstantin

Boehmer, Movin Mokbel, Felix Wong, Dan

Cooper, Daren McKiernan

### FUND CODES

Sales option	Fund code	Fund Status
Elite FE	MGS2672	ADO

### INVESTMENT OBJECTIVE

This Fund seeks a steady flow of income with reasonable safety of capital by investing primarily in a combination of fixed-income and equity securities of issuers anywhere in the world.

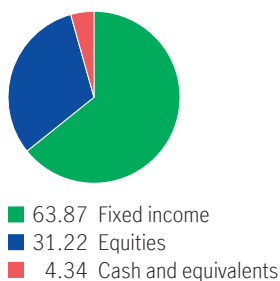
### CALENDAR RETURNS \*\* %

2016	2017	2018	2019	2020	2021	2022	2023	2024
5.85	4.26	-2.05	10.19	6.91	3.85	-10.05	6.46	8.25

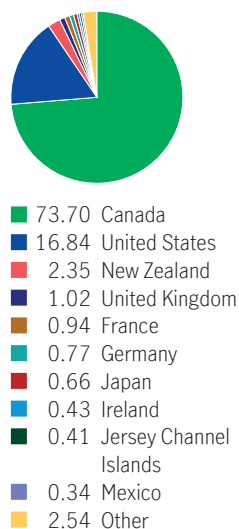
### COMPOUND RETURNS \*\* %

1 mth	3 mths	6 mths	YTD	1 yr	3 yrs	5 yrs	10 yrs	Incept.
-0.12	2.02	0.40	2.22	5.32	5.01	2.51	3.19	3.77

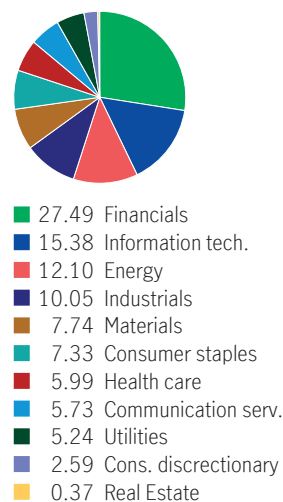
### ASSET ALLOCATION %



### GEOGRAPHIC ALLOCATION %



### SECTOR ALLOCATION %



### FIXED INCOME ALLOCATION %

Canadian provincial bonds	19.87
Floating rate bank loans	18.90
Canadian investment grade bonds	17.68
Canadian government bonds	13.19
Canadian Corporate Bonds	12.92
U.S. government bonds	5.44
International government bonds	3.23
U.S. investment grade bonds	2.29
Canadian high yield bonds	2.25
International investment grade bonds	1.66

### TOP 10 HOLDINGS %

Gov. of Canada, 3.25%, 6/1/2035	6.14
Province of Ontario, 3.6%, 6/2/2035	2.94
RBC 02JUL25 2.65% TD	2.73
United States Treasury Note, 2.13%, 1/15/2035	2.72
New Zealand, 3.5%, 4/14/2033	1.72
Province of Quebec, 4.45%, 9/1/2034	1.51
Gov. of Canada, 2.75%, 12/1/2055	1.40
Province of Quebec, 4.4%, 12/1/2055	1.33
Royal Bank of Canada	1.31
Canada Housing Trust No.1, 2.25%, 12/15/2025	1.06

Source for all data: Transmission Media, as at July 31, 2025. ±For illustration purposes only. \* Open to additional deposits and switches into existing contracts only <sup>1</sup> Estimated MER for the current year. \*\* Additional fees apply to the IncomePlus and EstatePlus guarantee options and are paid annually out of the Contract. These fees are not reflected in the performance.

Any amount that is allocated to a segregated fund is invested at the risk of the contractholder and may increase or decrease in value. Returns shown are after the MER has been deducted. Performance histories are not indicative of future performance. The Growth of \$10,000 chart shown is used only to illustrate the effects of the compound growth rate and is not intended to reflect future values of the segregated fund. For information on guarantees, fees and expenses that may apply to segregated funds, please read the Information Folder, Contract and Fund Facts of the segregated funds. The Manufacturers Life Insurance Company (Manulife) is the issuer of Manulife segregated fund contracts and the guarantor of any guarantee provisions therein. Manulife Investment Management is a trade name of Manulife. Manulife, Stylized M Design, and Manulife Investment Management & Design are trademarks of The Manufacturers Life Insurance Company and are used by it, and its affiliates under license.