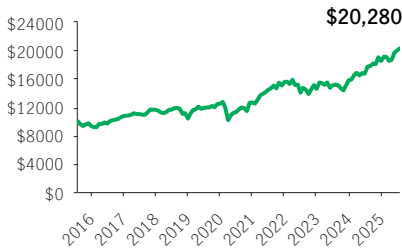


Manulife Canadian Investment Class GIF Select

GIF SELECT (ORIGINAL)

75 Series (Elite) · Performance as at July 31, 2025 · Holdings as at June 30, 2025

GROWTH OF \$10,000 *



OVERVIEW

Inception Date: July 25, 2008

Asset Class: Canadian Equity

Net Assets: \$73.6 million

Risk: Medium



Fund Status: Capped *

Management Fee: 1.50%

Management Expense Ratio¹: 2.16%

UNDERLYING FUND INFORMATION

Name: Manulife Canadian Investment Class

Underlying Fund Manager:

Manulife Investment Management Limited

Portfolio Sub-Advisor: Mawer Investment Management Ltd.

Portfolio Managers: Vijay Viswanathan

FUND CODES

Sales option	Fund code	Fund Status
Elite FE	MGS2686	Capped

INVESTMENT OBJECTIVE

This Canadian Equity Fund aims to obtain long-term capital growth. The Fund seeks to provide above average long-term returns by investing in large-cap securities of Canadian companies. Treasury bills or short-term investments, not exceeding three years to maturity, may also be used from time to time.

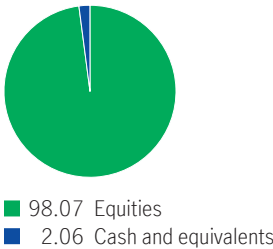
CALENDAR RETURNS ** %

2016	2017	2018	2019	2020	2021	2022	2023	2024
15.21	8.40	-10.78	20.14	1.52	22.98	-6.38	8.36	17.24

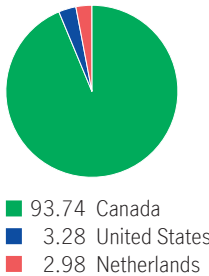
COMPOUND RETURNS ** %

1 mth	3 mths	6 mths	YTD	1 yr	3 yrs	5 yrs	10 yrs	Incept.
1.37	8.56	6.09	9.51	14.43	11.28	11.69	7.33	8.34

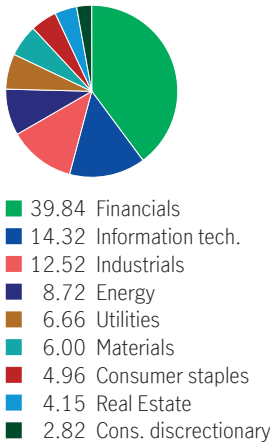
ASSET ALLOCATION %



GEOGRAPHIC ALLOCATION %



SECTOR ALLOCATION %



TOP 10 HOLDINGS %

Royal Bank of Canada	4.79
Toronto-Dominion Bank Com New	4.31
Canadian Pacific Kansas City Limited	4.21
Canadian Natural Resources Ltd.	3.95
Shopify Inc. Cl A Sub Vtg Shs	3.41
Brookfield Corporation Vtg Shs Cl A	3.35
iA Financial Corp. Inc.	3.31
AltaGas Ltd.	3.22
Finning International Inc. Com New	3.03
Intact Financial Corporation	2.99

Source for all data: Transmission Media, as at July 31, 2025. ±For illustration purposes only. * Closed to deposits and switches-in ¹ Estimated MER for the current year. ** Additional fees apply to the IncomePlus and EstatePlus guarantee options and are paid annually out of the Contract. These fees are not reflected in the performance.

Any amount that is allocated to a segregated fund is invested at the risk of the contractholder and may increase or decrease in value. Returns shown are after the MER has been deducted. Performance histories are not indicative of future performance. The Growth of \$10,000 chart shown is used only to illustrate the effects of the compound growth rate and is not intended to reflect future values of the segregated fund. For information on guarantees, fees and expenses that may apply to segregated funds, please read the Information Folder, Contract and Fund Facts of the segregated funds. The Manufacturers Life Insurance Company (Manulife) is the issuer of Manulife segregated fund contracts and the guarantor of any guarantee provisions therein. Manulife Investment Management is a trade name of Manulife. Manulife, Stylized M Design, and Manulife Investment Management & Design are trademarks of The Manufacturers Life Insurance Company and are used by it, and its affiliates under license.