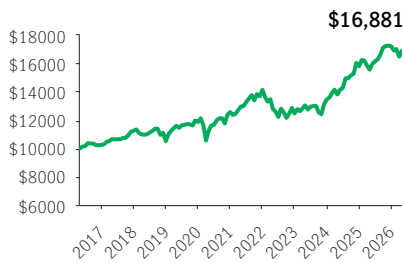


Manulife Monthly High Income GIF

GIF

Series 1 - 100% · Performance as at April 30, 2026 · Holdings as at March 31, 2026

GROWTH OF \$10,000 ±



INVESTMENT OBJECTIVE

This Balanced Fund aims to provide steady flow of monthly income and capital growth. The Fund invests primarily in Canadian fixed income and large-cap Canadian equity securities. The Fund may also invest in securities of royalty trusts and real estate investment trusts ("REITs").

CALENDAR RETURNS ** %

2017	2018	2019	2020	2021	2022	2023	2024	2025
9.72	-6.48	12.90	5.85	12.49	-11.77	7.85	17.48	8.90

COMPOUND RETURNS ** %

1 mth	3 mths	6 mths	YTD	1 yr	3 yrs	5 yrs	10 yrs	Incept.
2.39	-0.21	-2.03	-1.91	8.43	8.99	5.42	5.38	6.87

OVERVIEW

Inception Date: July 16, 2001

Asset Class: Canadian Neutral Balanced

Net Assets: \$2.5 billion

Risk: Low to Medium



Fund Status: SWO *

Management Fee: 1.80%

Management Expense Ratio¹: 2.86%

AWARDS



UNDERLYING FUND INFORMATION

Name: Manulife Monthly High Income Fund

Underlying Fund Manager:

Manulife Investment Management Limited

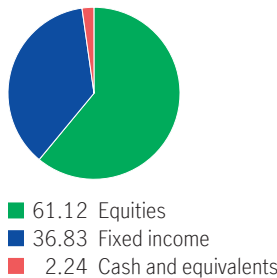
Portfolio Management Team: Manulife

Essential Equity Team

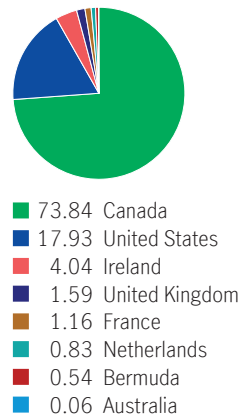
FUND CODES

Sales option	Fund code	Fund Status
FE	MIF219	SWO
BE	MIF019	SWO

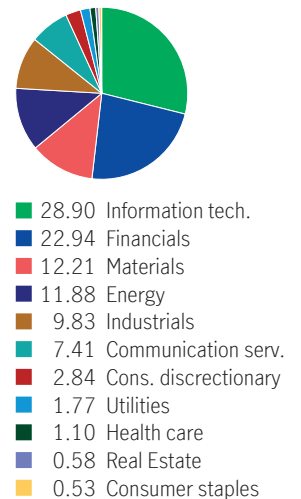
ASSET ALLOCATION %



GEOGRAPHIC ALLOCATION %



SECTOR ALLOCATION %



FIXED INCOME ALLOCATION %

Canadian Corporate Bonds	35.15
Floating rate bank loans	27.26
Canadian investment grade bonds	23.47
U.S. Corporate Bonds	5.10
Preferred stocks	2.07
Canadian Asset-backed Securities	1.93
Canadian government bonds	1.50
Canadian high yield bonds	1.28
U.S. investment grade bonds	1.15
International investment grade bonds	0.51

TOP 10 HOLDINGS %

Constellation Software Inc.	2.89
Microsoft Corp.	2.84
Royal Bank of Canada	2.74
Accenture PLC Shs Class A	2.42
Open Text Corp.	1.98
Toronto-Dominion Bank Com New	1.96
Shopify Inc. CI A Sub Vtg Shs	1.95
Alphabet Inc. CI A	1.93
Aon PLC Shs CI A	1.46
WSP Global Inc.	1.43

Source for all data: Transmission Media, as at April 30, 2026. ±For illustration purposes only. * Open to switches-in only ¹ Estimated MER for the current year. ** Additional fees apply to the IncomePlus and EstatePlus guarantee options and are paid annually out of the Contract. These fees are not reflected in the performance.

Any amount that is allocated to a segregated fund is invested at the risk of the contractholder and may increase or decrease in value. Returns shown are after the MER has been deducted. Performance histories are not indicative of future performance. The Growth of \$10,000 chart shown is used only to illustrate the effects of the compound growth rate and is not intended to reflect future values of the segregated fund. For information on guarantees, fees and expenses that may apply to segregated funds, please read the Information Folder, Contract and Fund Facts of the segregated funds. The FundGrade A+® rating is used with permission from Fundata Canada Inc., all rights reserved. Fundata is a leading provider of market and investment funds data to the Canadian financial services industry and business media. The Fund-Grade A+® rating identifies funds that have consistently demonstrated the best risk-adjusted returns throughout an entire calendar year. For more information on the rating system, please visit <https://www.fundata.com/fundgrade>. The Manufacturers Life Insurance Company (Manulife) is the issuer of Manulife segregated fund contracts and the guarantor of any guarantee provisions therein. Manulife Investment Management is a trade name of Manulife. Manulife, Stylized M Design, and Manulife Investment Management & Design are trademarks of The Manufacturers Life Insurance Company and are used by it, and its affiliates under license.