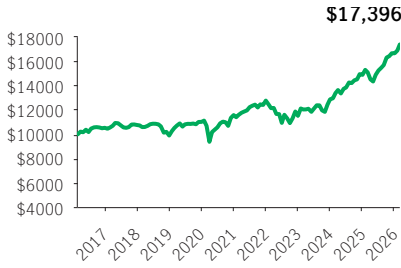


Manulife Invesco Canadian Premier Balanced GIF

GIF

Series 1 - 100% · Performance as at February 28, 2026 · Holdings as at January 31, 2026

GROWTH OF \$10,000 ±



INVESTMENT OBJECTIVE

The Fund seeks to generate capital growth and income by investing mainly in Canadian equities with strong growth potential, high-quality Canadian government and corporate fixed-income securities, foreign equities, and high-quality U.S. government and corporate fixed-income securities.

CALENDAR RETURNS ** %

2017	2018	2019	2020	2021	2022	2023	2024	2025
2.21	-8.08	11.35	5.09	10.30	-9.83	11.79	15.66	11.94

COMPOUND RETURNS ** %

1 mth	3 mths	6 mths	YTD	1 yr	3 yrs	5 yrs	10 yrs	Incept.
2.98	4.33	10.81	4.35	15.23	13.04	8.44	5.69	5.39

OVERVIEW

Inception Date: July 15, 2002

Asset Class: Canadian Neutral Balanced

Net Assets: \$159.9 million

Risk: Low to Medium



Fund Status: SWO *

Management Fee: 2.20%

Management Expense Ratio¹: 3.33%

AWARDS



UNDERLYING FUND INFORMATION

Name: Invesco Canadian Premier Balanced

Fund

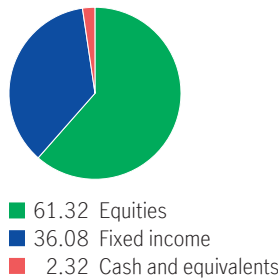
Underlying Fund Manager:

Invesco Canada Ltd.

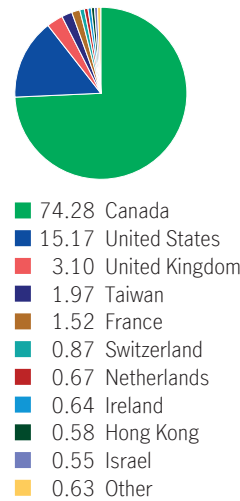
FUND CODES

Sales option	Fund code	Fund Status
FE	MIF268	SWO
BE	MIF068	SWO

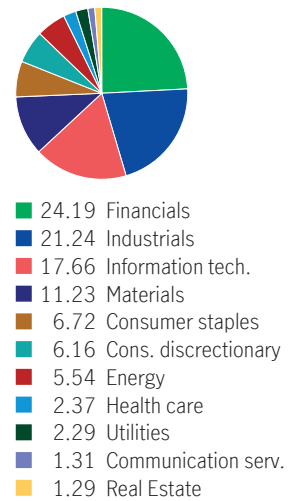
ASSET ALLOCATION %



GEOGRAPHIC ALLOCATION %



SECTOR ALLOCATION %



FIXED INCOME ALLOCATION %

Canadian investment grade bonds	34.43
Canadian Corporate Bonds	20.87
Canadian municipal bonds	14.39
Canadian government bonds	11.11
Canadian provincial bonds	8.06
Canadian Asset-backed Securities	2.95
U.S. investment grade bonds	2.58
International Corporate Bonds	2.03
International investment grade bonds	1.97
Canadian Mortgage-backed Securities	1.61

TOP 10 HOLDINGS %

Royal Bank of Canada	3.86
Bombardier Inc. Cl B New	1.89
Bank of Montreal	1.69
Wheaton Precious Metals Corp.	1.66
Toromont Industries Ltd.	1.64
Coherent Corp.	1.63
Taiwan Semiconductor Manufacturing Co. Ltd. Tse Listed Stocks	1.55
Brookfield Corporation Vtg Shs Cl A	1.43
Franco-Nevada Corporation	1.30
Barclays PLC Shs, 0.52%, 12/31/2099	1.21

Source for all data: Transmission Media, as at February 28, 2026. ±For illustration purposes only. * Open to switches-in only ¹ Estimated MER for the current year. ** Additional fees apply to the IncomePlus and EstatePlus guarantee options and are paid annually out of the Contract. These fees are not reflected in the performance.

Any amount that is allocated to a segregated fund is invested at the risk of the contractholder and may increase or decrease in value. Returns shown are after the MER has been deducted. Performance histories are not indicative of future performance. The Growth of \$10,000 chart shown is used only to illustrate the effects of the compound growth rate and is not intended to reflect future values of the segregated fund. For information on guarantees, fees and expenses that may apply to segregated funds, please read the Information Folder, Contract and Fund Facts of the segregated funds. The FundGrade A+® rating is used with permission from Fundata Canada Inc., all rights reserved. Fundata is a leading provider of market and investment funds data to the Canadian financial services industry and business media. The Fund-Grade A+® rating identifies funds that have consistently demonstrated the best risk-adjusted returns throughout an entire calendar year. For more information on the rating system, please visit <https://www.fundata.com/fundgrade>. The Manufacturers Life Insurance Company (Manulife) is the issuer of Manulife segregated fund contracts and the guarantor of any guarantee provisions therein. Manulife Investment Management is a trade name of Manulife. Manulife, Stylized M Design, and Manulife Investment Management & Design are trademarks of The Manufacturers Life Insurance Company and are used by it, and its affiliates under license.