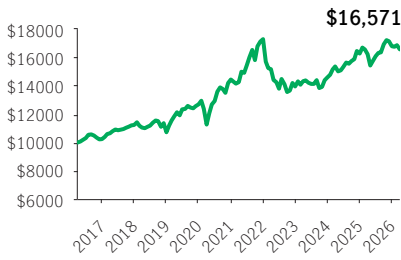


Manulife U.S. Monthly High Income GIF

GIF

Series 1 - 100% · Performance as at March 31, 2026 · Holdings as at February 28, 2026

GROWTH OF \$10,000 ±



INVESTMENT OBJECTIVE

This Balanced Fund seeks to provide a combination of income and capital appreciation by investing primarily in a diversified portfolio of U.S. dividend paying and other equity securities as well as fixed income securities.

CALENDAR RETURNS ** %

2017	2018	2019	2020	2021	2022	2023	2024	2025
9.73	-4.57	18.39	13.80	19.74	-19.33	4.51	11.64	3.16

COMPOUND RETURNS ** %

1 mth	3 mths	6 mths	YTD	1 yr	3 yrs	5 yrs	10 yrs	Incept.
-1.76	-1.32	-2.11	-1.32	2.10	4.97	3.05	5.18	4.87

OVERVIEW

Inception Date: September 19, 2014

Asset Class: Global Neutral Balanced

Net Assets: \$1.2 billion

Risk: Low to Medium



Fund Status: SWO *

Management Fee: 2.49%

Management Expense Ratio¹: 3.47%

UNDERLYING FUND INFORMATION

Name: Manulife U.S. Monthly High Income

Fund

Underlying Fund Manager:

Manulife Investment Management Limited

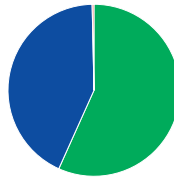
Portfolio Management Team: Manulife

Essential Equity Team

FUND CODES

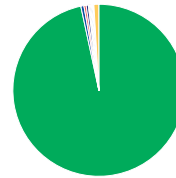
Sales option	Fund code	Fund Status
FE	MIF4563	SWO
BE	MIF4463	SWO

ASSET ALLOCATION %



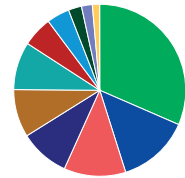
- 56.72 Equities
- 42.96 Fixed income
- 0.33 Cash and equivalents

GEOGRAPHIC ALLOCATION %



- 96.64 United States
- 0.57 Ireland
- 0.41 France
- 0.41 United Kingdom
- 0.20 Luxembourg
- 0.18 Panama
- 0.18 Norway
- 0.17 Switzerland
- 0.16 Cayman Islands
- 0.14 Israel
- 0.93 Other

SECTOR ALLOCATION %



- 31.53 Information tech.
- 13.61 Financials
- 11.62 Health care
- 9.37 Industrials
- 9.01 Communication serv.
- 9.00 Cons. discretionary
- 5.67 Energy
- 4.30 Consumer staples
- 2.48 Utilities
- 2.04 Materials
- 1.38 Real Estate

FIXED INCOME ALLOCATION %

U.S. Mortgage-backed Securities	36.75
U.S. government bonds	13.85
U.S. Corporate Bonds	11.18
Floating rate bank loans	10.23
U.S. Asset-backed Securities	8.03
U.S. investment grade bonds	7.66
U.S. high yield bonds	4.06
International Corporate Bonds	2.82
U.S. federal bonds	1.70
International investment grade bonds	1.19

TOP 10 HOLDINGS %

NVIDIA Corp.	4.40
Apple Inc.	3.95
Alphabet Inc. Cl A	3.26
Microsoft Corp.	2.32
Amazon.com Inc.	1.71
Berkshire Hathaway Inc. Cl B New	1.54
Broadcom Inc.	1.50
JPMorgan Chase & Co.	1.41
Johnson & Johnson	1.36
Eli Lilly & Co.	1.29

Source for all data: Transmission Media, as at March 31, 2026. ±For illustration purposes only. * Open to switches-in only ¹ Estimated MER for the current year. ** Additional fees apply to the IncomePlus and EstatePlus guarantee options and are paid annually out of the Contract. These fees are not reflected in the performance.

Any amount that is allocated to a segregated fund is invested at the risk of the contractholder and may increase or decrease in value. Returns shown are after the MER has been deducted. Performance histories are not indicative of future performance. The Growth of \$10,000 chart shown is used only to illustrate the effects of the compound growth rate and is not intended to reflect future values of the segregated fund. For information on guarantees, fees and expenses that may apply to segregated funds, please read the Information Folder, Contract and Fund Facts of the segregated funds. The Manufacturers Life Insurance Company (Manulife) is the issuer of Manulife segregated fund contracts and the guarantor of any guarantee provisions therein. Manulife Investment Management is a trade name of Manulife. Manulife, Stylized M Design, and Manulife Investment Management & Design are trademarks of The Manufacturers Life Insurance Company and are used by it, and its affiliates under license.