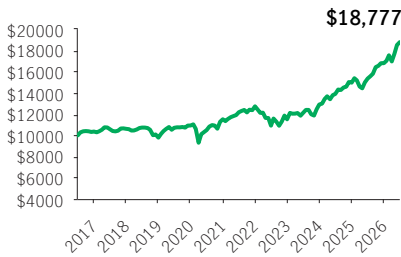


**Manulife Invesco Canadian Premier Balanced GIF**

GIF

Series 2 - 75% · Performance as at June 30, 2026 · Holdings as at April 30, 2026

**GROWTH OF \$10,000 ±**



**INVESTMENT OBJECTIVE**

The Fund seeks to generate capital growth and income by investing mainly in Canadian equities with strong growth potential, high-quality Canadian government and corporate fixed-income securities, foreign equities, and high-quality U.S. government and corporate fixed-income securities.

**CALENDAR RETURNS \*\* %**

2017	2018	2019	2020	2021	2022	2023	2024	2025
2.50	-7.82	11.66	5.37	10.58	-9.61	12.10	15.97	12.25

**COMPOUND RETURNS \*\* %**

1 mth	3 mths	6 mths	YTD	1 yr	3 yrs	5 yrs	10 yrs	Incept.
1.48	10.73	11.80	11.80	22.36	15.69	9.05	6.50	5.02

**OVERVIEW**

**Inception Date:** December 26, 2000

**Asset Class:** Canadian Neutral Balanced

**Net Assets:** \$179.6 million

**Risk:** Low to Medium



**Fund Status:** SWO \*

**Management Fee:** 2.20%

**Management Expense Ratio<sup>1</sup>:** 3.07%

**AWARDS**



**UNDERLYING FUND INFORMATION**

**Name:** Invesco Canadian Premier Balanced Fund

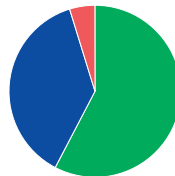
**Underlying Fund Manager:**

Invesco Canada Ltd.

**FUND CODES**

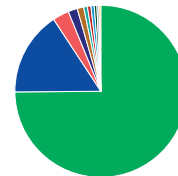
Sales option	Fund code	Fund Status
FE	MIF632	SWO
BE	MIF732	SWO

**ASSET ALLOCATION %**



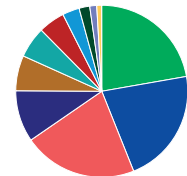
- 59.02 Equities
- 38.46 Fixed income
- 4.87 Cash and equivalents

**GEOGRAPHIC ALLOCATION %**



- 74.89 Canada
- 15.88 United States
- 3.07 United Kingdom
- 1.74 Taiwan
- 1.21 France
- 0.72 Switzerland
- 0.65 Netherlands
- 0.49 Hong Kong
- 0.37 Ireland
- 0.37 Other

**SECTOR ALLOCATION %**



- 22.25 Information tech.
- 21.71 Industrials
- 21.45 Financials
- 9.68 Materials
- 6.64 Energy
- 5.86 Cons. discretionary
- 4.96 Consumer staples
- 3.19 Utilities
- 2.00 Health care
- 1.31 Communication serv.
- 0.93 Real Estate

**FIXED INCOME ALLOCATION %**

Canadian investment grade bonds	28.62
Canadian Corporate Bonds	22.39
Canadian government bonds	18.07
Canadian municipal bonds	13.06
Canadian provincial bonds	7.33
Canadian Asset-backed Securities	2.48
U.S. investment grade bonds	2.32
Canadian Mortgage-backed Securities	2.11
International Corporate Bonds	1.85
International investment grade bonds	1.77

**TOP 10 HOLDINGS %**

Royal Bank of Canada	3.77
Bombardier Inc. Cl B New	1.80
Bank of Montreal	1.78
Taiwan Semiconductor Manufacturing Co. Ltd. Twse Listed Stocks	1.78
Government of Canada, 2.50%, due 5/1/28	1.67
Coherent Corp.	1.63
Toromont Industries Ltd.	1.60
Wheaton Precious Metals Corp.	1.43
ATCO Ltd. Cl I Non Vtg	1.40
Brookfield Corporation Vtg Shs Cl A	1.28

Source for all data: Transmission Media, as at June 30, 2026. ±For illustration purposes only. \* Open to switches-in only <sup>1</sup> Estimated MER for the current year. \*\* Additional fees apply to the IncomePlus and EstatePlus guarantee options and are paid annually out of the Contract. These fees are not reflected in the performance.

Any amount that is allocated to a segregated fund is invested at the risk of the contractholder and may increase or decrease in value. Returns shown are after the MER has been deducted. Performance histories are not indicative of future performance. The Growth of \$10,000 chart shown is used only to illustrate the effects of the compound growth rate and is not intended to reflect future values of the segregated fund. For information on guarantees, fees and expenses that may apply to segregated funds, please read the Information Folder, Contract and Fund Facts of the segregated funds. The FundGrade A+® rating is used with permission from Fundata Canada Inc., all rights reserved. Fundata is a leading provider of market and investment funds data to the Canadian financial services industry and business media. The Fund-Grade A+® rating identifies funds that have consistently demonstrated the best risk-adjusted returns throughout an entire calendar year. For more information on the rating system, please visit <https://www.fundata.com/fundgrade>. The Manufacturers Life Insurance Company (Manulife) is the issuer of Manulife segregated fund contracts and the guarantor of any guarantee provisions therein. Manulife Investment Management is a trade name of Manulife. Manulife, Stylized M Design, and Manulife Investment Management & Design are trademarks of The Manufacturers Life Insurance Company and are used by it, and its affiliates under license.